

LCAP Year  2017–18  
 2018–19 Board Approved v6.15.18  
 2019–20

# Local Control Accountability Plan and Annual Update (LCAP) Template

[Addendum](#): General instructions & regulatory requirements.

[Appendix A](#): Priorities 5 and 6 Rate Calculations

[Appendix B](#): Guiding Questions: Use as prompts (not limits)

[LCFF Evaluation Rubrics](#): Essential data to support completion of this LCAP. Please analyze the LEA’s full data set; specific links to the rubrics are also provided within the template.

LEA Name	The Language Academy of Sacramento (LAS)		
Contact Name and Title	Teejay Bersola – Academic Accountability Specialist	Email and Phone	tbersola@lasac.info 916.277.7137

## 2017-20 Plan Summary

### THE STORY

Briefly describe the students and community and how the LEA serves them.

On February 19, 2004, the SCUSD School Board unanimously voted to approve the charter petition for the Language Academy of Sacramento (LAS). Today the school operates as an independent directly funded charter that is also a California non-profit 501(c)(3) public benefit corporation. Since the charter school’s opening in 2004, LAS enrollment has grown from 228 students to 585 for the 2017-18 school year. As of June 2018, there are 732 of children on the LAS waiting list.

### LAS Demographics

For the 2017-18, LAS demographic data constitutes 75% Socioeconomically Disadvantaged, 41% English Learners and 11% qualifying for Special Education services. About 94% of the students are Latino, 2% Black/African Americans, 3% White, and 1% other. Sixty one (61%) of the families at LAS identify Spanish as their primary language.

### LAS Mission

To create a learning environment where **students**:

- 1) **Biliteracy**: Utilize bilingual academic knowledge and skills in real-world situations and diverse settings
- 2) **Confidence and Life Skills**: Develop and exhibit positive self-esteem, pride, confidence, and respect for themselves and others

**3) Leadership and Critical Thinking:** Demonstrate leadership skills in order to build bridges between communities and apply critical thinking skills to solve problems, promote social justice, and create change in society

**LAS Academics**

The Language Academy of Sacramento (LAS) is a TK-8 Two Way Spanish Immersion public school that offers a challenging curriculum emphasizing **Academic Achievement, Bilingualism and Biliteracy**, and a **Collaborative** home and school relationship. Key components of the LAS academic program include instruction in English and Spanish in all grade levels, smaller class size, an extended school day and year, as well as community partnerships to enrich the curriculum. In its 14<sup>th</sup> year, LAS has become the areas only TK-8 dual immersion educational program, and has seen continuous academic growth that supports college and career readiness.

**Two-Way Immersion  
90-10 Model**

Grade	Spanish	English
TK-1 <sup>st</sup>	90%	10%
2 <sup>nd</sup>	80%	20%
3 <sup>rd</sup>	70%	30%
4 <sup>th</sup>	60%	40%
5 <sup>th</sup>	50%	50%
6 <sup>th</sup> -8 <sup>th</sup>	<i>LAS middle school language of instruction varies per subject</i>	

**LCAP HIGHLIGHTS**

Identify and briefly summarize the key features of this year’s LCAP.

**LAS Facts (\*Historical trend)**

**Academics:**

- ❖ Congruent to dual immersion research, LAS 8th grade students achieve at comparable and/or higher levels than the neighborhood district and the State of California peer group in English, while **simultaneously** learning Spanish.\*
- ❖ LAS 2015 Cohort for Grades 5-6 Standards Met or Exceeded in ELA and Math: 16 out of 16 comparative categories or 100%, showed cohort growth in achievement based on CAASPP 2017 data.\*
- ❖ LAS’ educational model provides the area high schools with the only students prepared to enroll in Advanced Placement foreign language courses.

**Basic Environmental Infrastructure:**

- ❖ As of 2016, the access to technology for students from Grades 2-8 is 1:1 ratio.

**Climate and Parent Engagement:**

- ❖ Based on 2017 student survey, 97% of students agree with the statement, “It is important to me to learn to read and write in Spanish and English,” and 90% stated that, “I like my school.”\*
- ❖ Since its inception, LAS continues to meet its parent satisfaction goal with ~93% stating overall satisfaction with the school and ~96% stating they would recommend the school to others.\*

- ❖ LAS has a shared governance model that includes parents, staff and community members. LAS Board Election participation in the last three years average is 63%, with the highest participation as 74% in June 2016.

## REVIEW OF PERFORMANCE

Based on a review of performance on the state indicators and local performance indicators included in the LCFF Evaluation Rubrics, progress toward LCAP goals, local self-assessment tools, stakeholder input, or other information, what progress is the LEA most proud of and how does the LEA plan to maintain or build upon that success? This may include identifying any specific examples of how past increases or improvements in services for low-income students, English learners, and foster youth have led to improved performance for these students.

Overall, LAS has shown consistent, incremental growth towards its schoolwide goals. Although there are definite areas for improvement, it is evident that the LAS community: governance team, leadership team, academic team, schoolwide support team, families and students continues to work together to refine and implement agreed upon actions to increase achievement for all students. This is apparent in the following data sources below: State Dashboard and LAS Local Dashboard.

### State Dashboard

<https://www.caschooldashboard.org/#/Home>

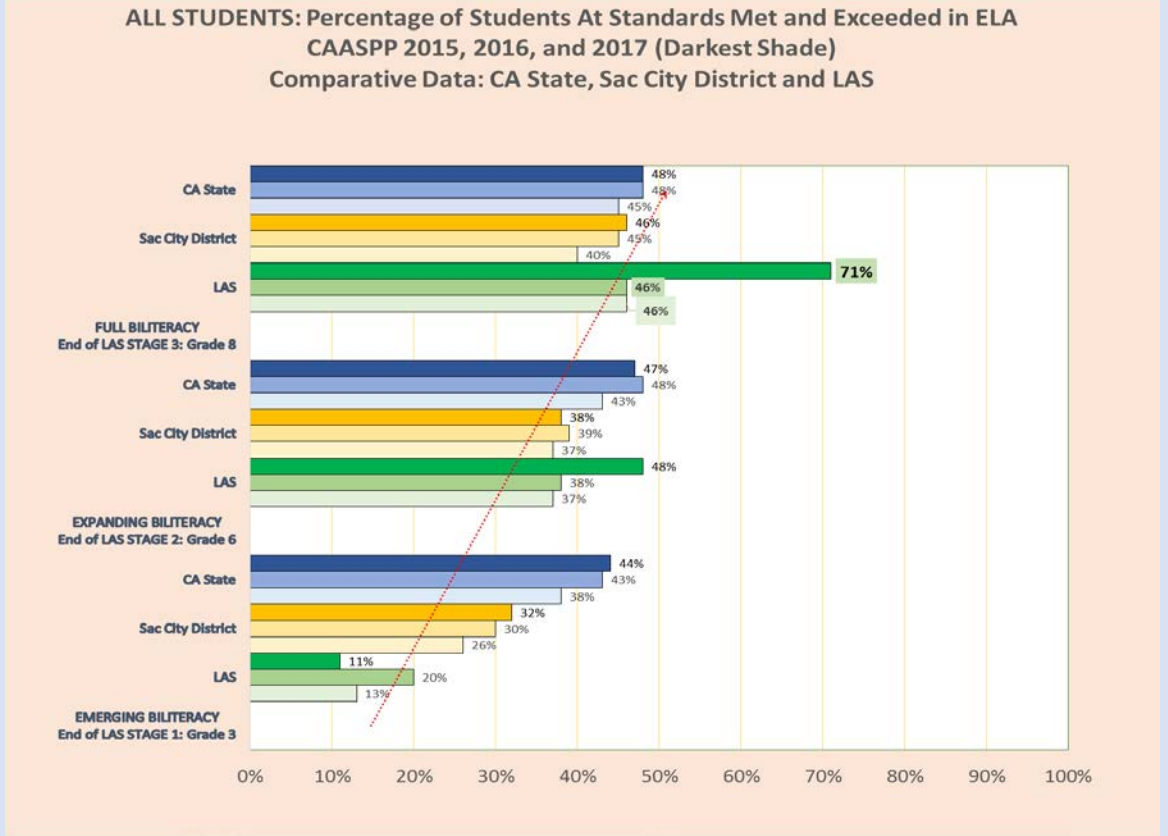
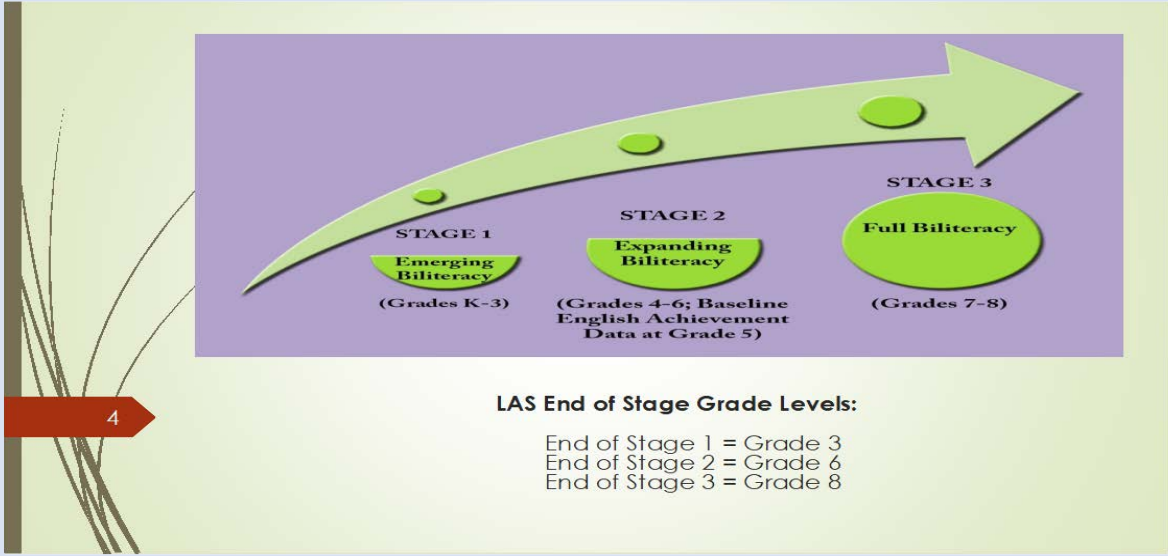
#### GREATEST PROGRESS

LAS received the following marks based on the Spring 2017 CAASPP:

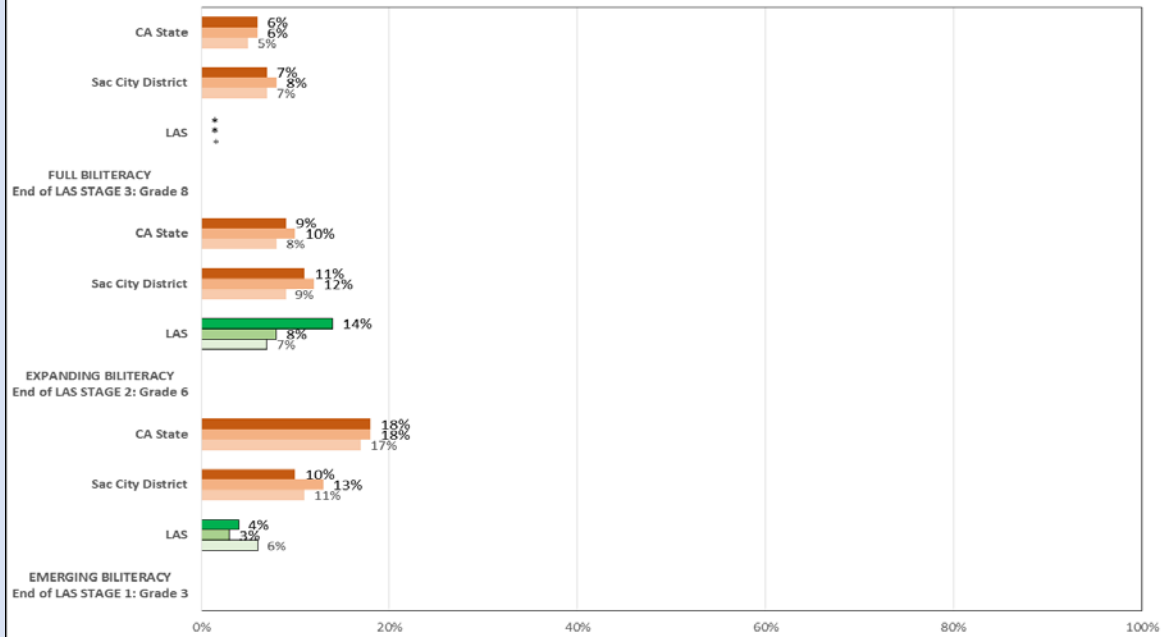
- 1) Suspension Rate = Green
- 2) English Learner Progress = Orange
- 3) English Language Arts (3-8) = Yellow
- 4) Mathematics (3-8) = Orange

LAS received two “Orange” overall performance marks: EL Progress and Math.

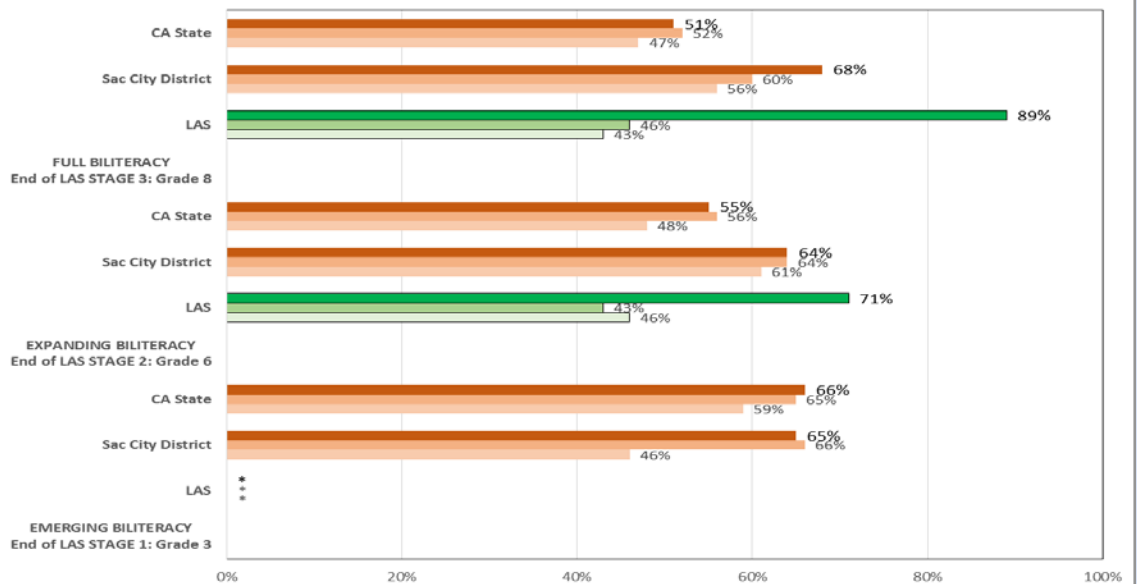
[Comparative Data: CA State, Sac City District, and LAS](#)



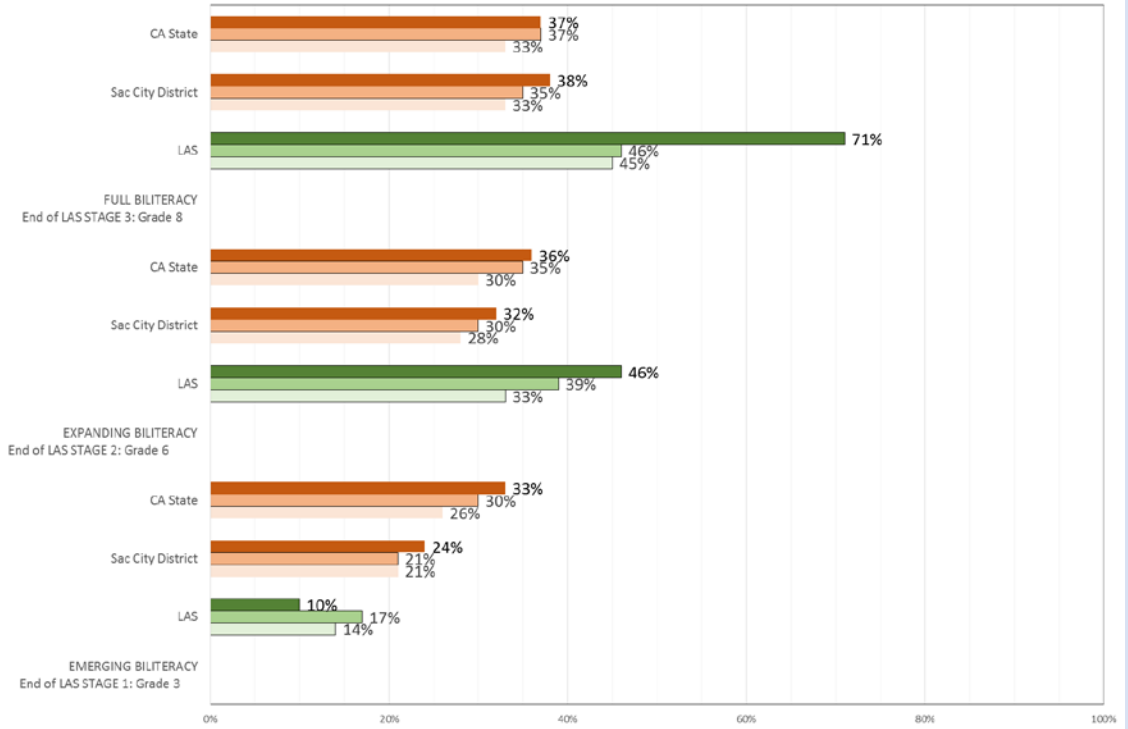
**ENGLISH LEARNERS (ELs): Percentage of Students At Standards Met and Exceeded in ELA CAASPP 2015, 2016, and 2017 (Darkest Shade) Comparative Data: CA State, Sac City and LAS**  
 \*=10 or fewer students (RFEP by Gr8: LAS 3yr Range 74%-90% Ave. 83%)



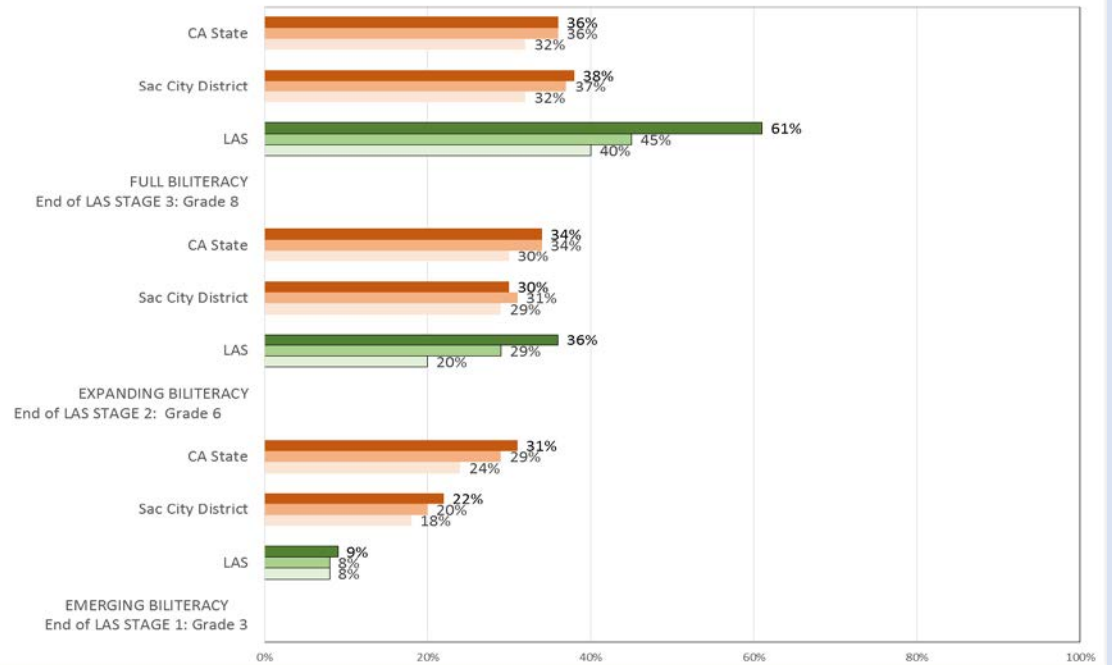
**RECLASSIFIED FLUENT ENGLISH PROFICIENT Learners (RFEPs): Percentage of Students At Standards Met and Exceeded in ELA CAASPP 2015, 2016, and 2017 (Darkest Shade) Comparative Data: CA State, Sac City and LAS**



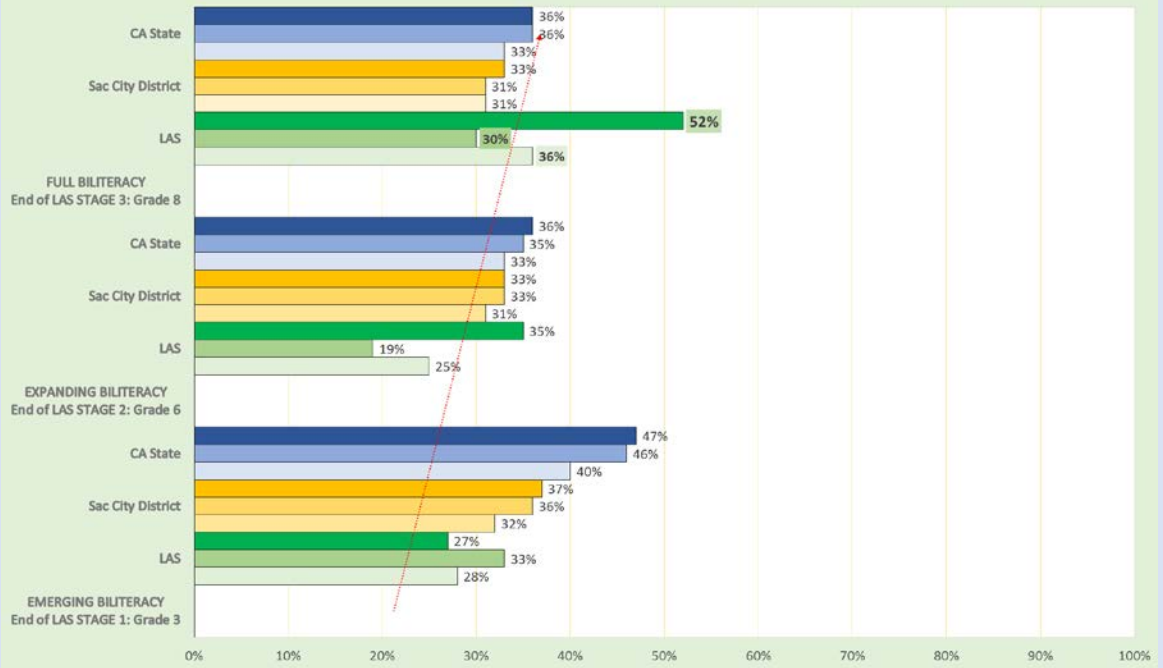
**LATINO: Percentage of Students At Standards Met and Exceeded in ELA CAASPP 2015, 2016, and 2017 (Darkest Shade) Comparative Data: CA State , Sac City and LAS**



**ECONOMICALLY DISADVANTAGED: Percentage of Students At Standards Met and Exceeded in ELA CAASPP 2015, 2016, and 2017 (Darkest Shade)- Comparative Data: CA State, Sac City and LAS**

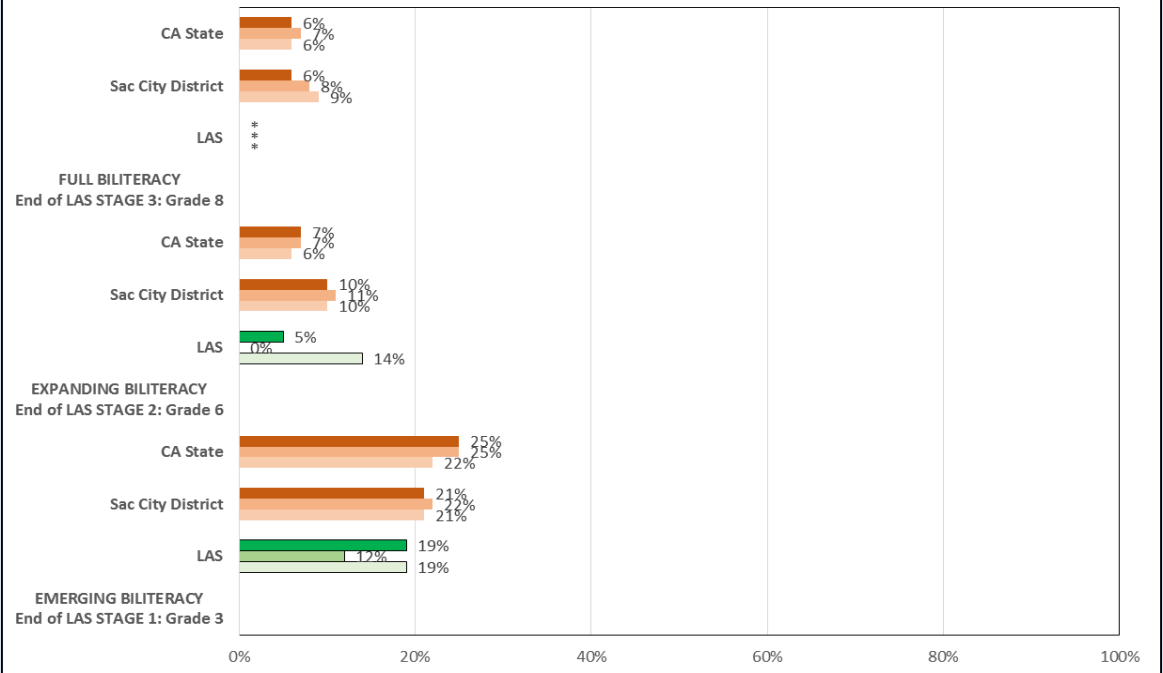


**ALL STUDENTS: Percentage of Students At Standards Met and Exceeded in Mathematics CAASPP 2015, 2016, and 2017 (Darkest Shade) Comparative Data: CA State, Sac City District, and LAS**

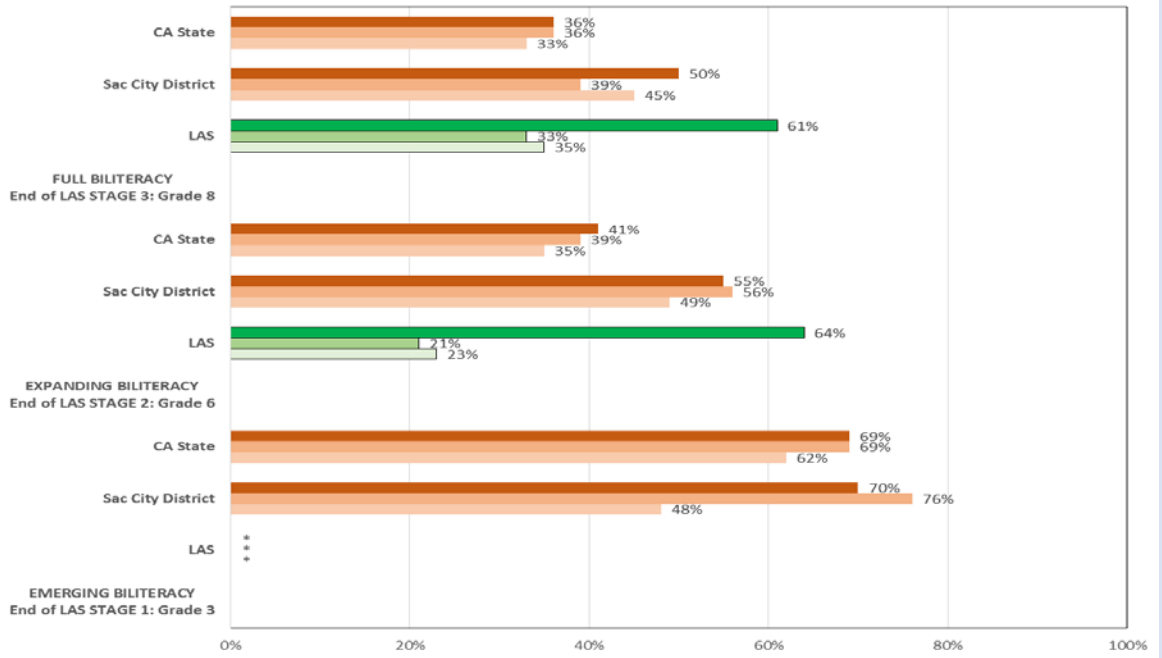


**ENGLISH LEARNER (ELs): Percentage of Students At Standards Met and Exceeded in Mathematics CAASPP 2015, 2016, 2017 (Darkest Shade) Comparative Data: CA State, Sac City and LAS**

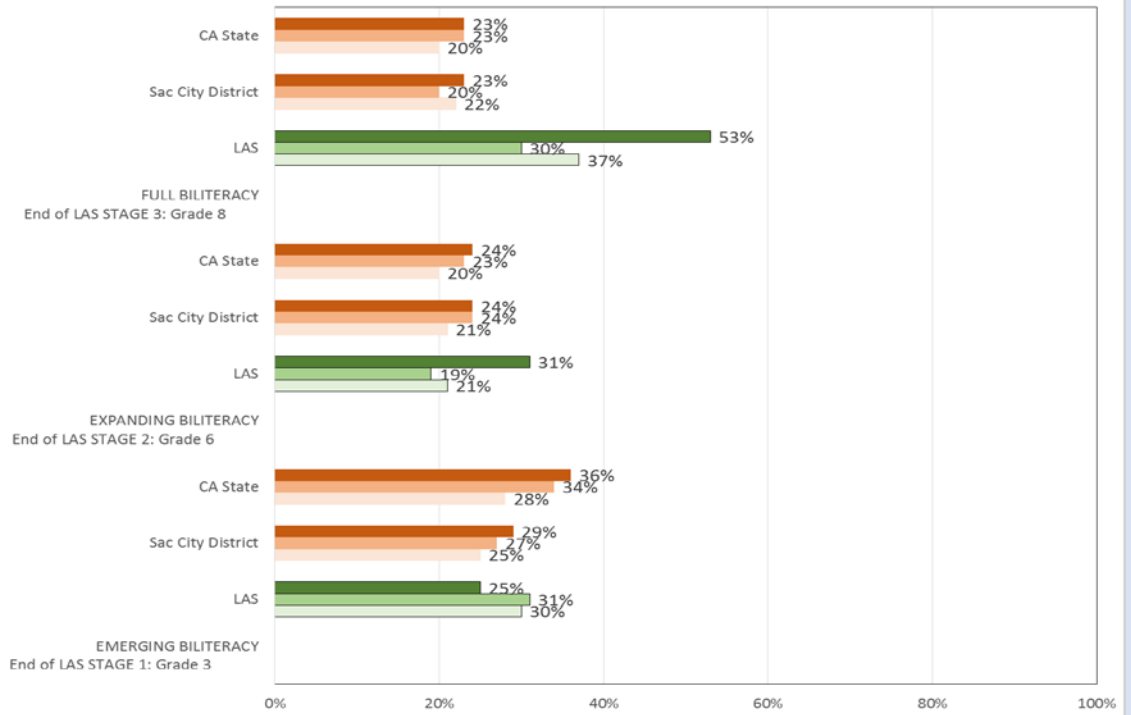
\*=10 or fewer



**RECLASSIFIED FLUENT ENGLISH PROFICIENT Learners (RFEs): Percentage of Students At Standards Met and Exceeded in Mathematics CAASPP 2015, 2016, and 2017 (Darkest Shade) Comparative Data: CA State, Sac Cit**

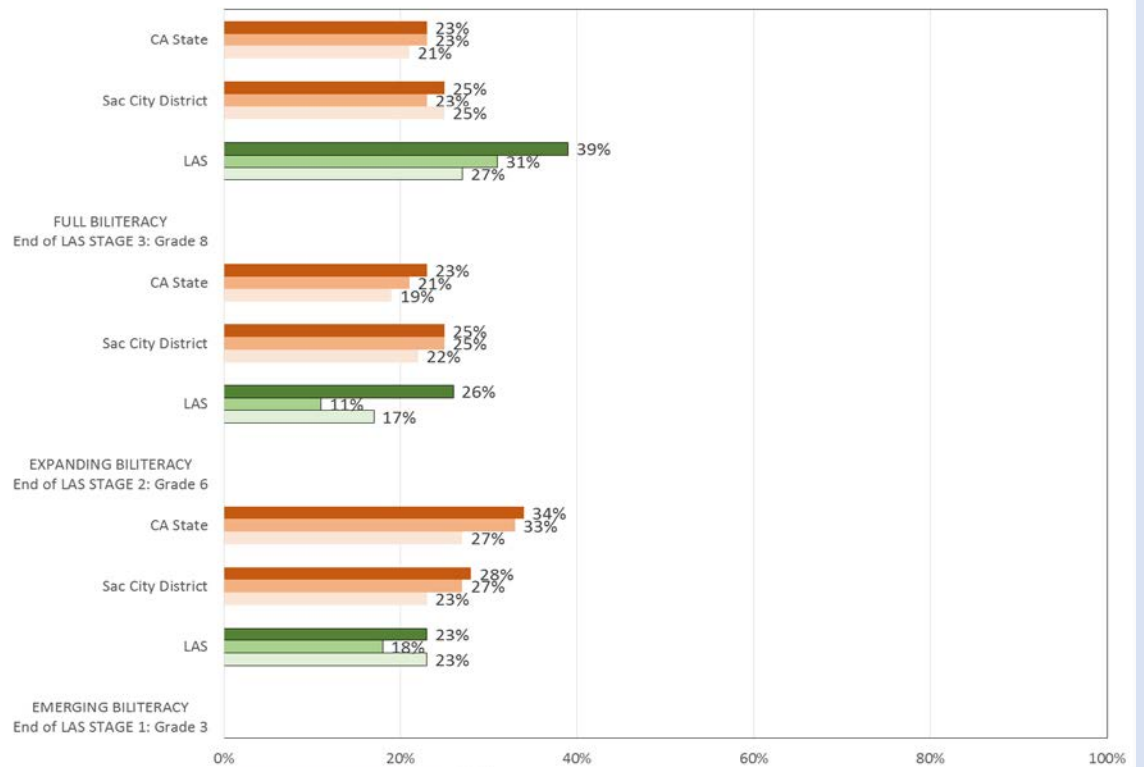


**LATINO: Percentage of Students At Standards Met and Exceeded in Mathematics CAASPP 2015, 2016, and 2017 (Darkest Shade) Comparative Data: CA State, Sac City and LAS**





**ECONOMICALLY DISADVANTAGED: Percentage of Students At Standards Met and Exceeded in Mathematics CAASPP 2015, 2016, and 2017 (Darkest Shade)- Comparative Data: CA State, Sac City and LAS**



**(LAS) Local Dashboard**

Parent Participation supporting LCAP school goal

LCAP YEAR 1 Baseline: 2014-15

LCAP YEAR 2: 2015-2016

LCAP YEAR 3: 2016-2017

Cycle 2:

LCAP Year 4: 2017-2018

#1-Improve student climate by building leadership and critical thinking skills for all students

Q: School-Family Communication Parent surveys indicate a rating of 80% or above in overall satisfaction with the school (Historically at 94% or above)

Cycle 1:

LCAP YEAR 1 Baseline: 2014-15: (Goal 80% or above) Met goal 93%

LCAP YEAR 2: 2015-2016: (Goal 85% or above) Met goal 89%

LCAP YEAR 3: 2016-2017: (Goal 90% or above) Met goal 93%

Cycle 2:

LCAP Year 4: 2017-2018: (Goal 90% or above) Met goal 96%

Families recommend the school to others at 85% or above (Historically at 97% or above)

Cycle 1:

LCAP YEAR 1 Baseline: 2014-15: (Goal 85% or above) Met goal 100%

LCAP YEAR 2: 2015-2016: (Goal 90% or above) Met goal 94%

LCAP YEAR 3: 2016-2017: (Goal 95% or above) Met goal 97%

Cycle 2:

LCAP Year 4: 2017-2018: (Goal 95% or above) Met goal 96%

#2 – Improve parent involvement and its role in fulfilling LAS mission

80% or above of families complete the annual parent survey (Historically at 95% or above)

Cycle 1:

LCAP YEAR 1 Baseline: 2014-15: (Goal 80% or above) 43% Out of the 43% above: 72%=paper 28%=online (First time made available)

LCAP YEAR 2: 2015-2016: (Goal 85% or above) 53% Out of 53% above: 85%=paper 15%=online

LCAP YEAR 3: 2016-2017: (Goal 90% or above) 69% Out of 69% above: 90%= paper 10%=online

Cycle 2:

LCAP Year 4: 2017-2018: (Goal 90% or above) 67% Out of 67%: 48%=paper, 19%=online

90% of families complete the Parent/Student/Teacher Compact (Historically at 98% or above)

Cycle 1:

LCAP YEAR 1 Baseline: 2014-15: (Goal 90% or above) Met goal above 95%

LCAP YEAR 2: 2015-2016: (Goal 95% or above) Met goal above 95%

LCAP YEAR 3: 2016-2017: (Goal 100%) Nearly met goal above 95%

Cycle 2:

LCAP Year 4: 2017-2018: (Goal 100%) Nearly met goal above 95%

80% or more of parents participate in the election process for parent representatives to Governing Board and Parent Council (Historically between 57%-67% for Governing Board Elections:

Cycle 1:

LCAP YEAR 1 Baseline: 2014-15: (Goal 80% or above) Did not meet goal 8/2015: 69% 10/2015: 47%

LCAP YEAR 2: 2015-2016: (Goal 85% or above) Did not meet goal; **Improved 5/2016: 70% 6/2016=\*74% (\*Highest record)**

LCAP YEAR 3: 2016-2017: (Goal 90% or above) Did not meet goal; 6/2017 = 62%

Cycle 2:

LCAP Year 4: 2017-2018 (Goal 90% or above) Did not meet goal; 4/2018 = 57%

80% or more of families will show a survey response indicating satisfaction with student(s) progress (Historically at 93% or above)

Cycle 1:

LCAP YEAR 1 Baseline: 2014-15: **(Goal 80% or above)**

Q: Satisfied with Spanish Progress: Met goal 95%

Q: Satisfied with English Progress: Met goal 92%

Q: Satisfied with development in Critical Thinking: Met goal 91%

Q: Satisfied with development in Creative Thinking: Met goal 83%

LCAP YEAR 2: 2015-2016: **(Goal 85% or above)**

Q: Satisfied with Spanish Progress: Met goal 96%

Q: Satisfied with English Progress: Met goal 93%

Q: Satisfied with development in Critical Thinking: Met goal 95%

Q: Satisfied with development in Creative Thinking: Met goal 92%

LCAP YEAR 3: 2016-2017: **(Goal 90% or above)**

Q: Satisfied with Spanish Progress: Met goal 97%

Q: Satisfied with English Progress: Met goal 98%

Q: Satisfied with development in Critical Thinking: Met goal 98%

Q: Satisfied with development in Creative Thinking: Met goal 99%

Cycle 2:

LCAP Year 4: 2017-2018 **(Goal 90% or above)**

Q: Satisfied with Spanish Progress: Met goal 97%

Q: Satisfied with English Progress: Met goal 93%

Q: Satisfied with development in Critical Thinking: Met goal 97%

Q: Satisfied with development in Creative Thinking: Met goal 96%

Referring to the LCFF Evaluation Rubrics, identify any state indicator or local performance indicator for which overall performance was in the “Red” or “Orange” performance category or where the LEA received a “Not Met” or “Not Met for Two or More Years” rating. Additionally, identify any areas that the LEA has determined need significant improvement based on review of local performance indicators or other local indicators. What steps is the LEA planning to take to address these areas with the greatest need for improvement?

**GREATEST  
NEEDS**

**State Dashboard**

<https://www.caschooldashboard.org/#/Home>

LAS received two “Orange” overall performance marks: EL Progress and Math. These marks only partially reflect the academic achievement of LAS dual immersion students. These marks are based on aggregate student scores representing the span of Gr3 students who are at emerging biliteracy stage and who have just been introduced to English literacy for the first time, to Gr8 students who are at full biliteracy stage biliterate in Spanish and English, along with the rest of grade levels in the middle, between (Gr4-Gr6) who are at expanding biliteracy stage, with varying percentages of Spanish to English language instruction ratio. LAS continues to monitor student academic progress in English Language Arts and Mathematics to ensure continued growth in these areas *as expected within the research framework of dual language immersion educational programs.*

**Local Dashboard**

As mentioned above, LAS continues to improve its teaching and learning infrastructure in English Language Arts and Mathematics with hope that it will propel even higher student achievement in these areas as appropriate in the developmental stages of dual language settings. LAS End of Stage 3 (EOS): Grade 8 RFEP has averaged between 83-93% historically. New RFEP goals for EOS3: Gr8 will be stated after analysis of the initial ELPAC state exam results are made available.

In collaboration with the Governing Board, Parent Council and Student Council, LAS strives to improve the number of participants for both its annual School Surveys and Board elections.

Referring to the LCFF Evaluation Rubrics, identify any state indicator for which performance for any student group was two or more performance levels below the “all student” performance. What steps is the LEA planning to take to address these performance gaps?

## **PERFORMANCE GAPS**

### **State Dashboard**

<https://www.caschooldashboard.org/#/Details/34674390106898/1/EquityReport>

LAS CAASPP results for all students do not reflect performance gaps by definition.” There were no student groups that reflect two or more performance levels below the “all student” performance marks. Moreover, our school continues to monitor our student academic progress in English Language Arts and Mathematics to ensure continued growth in these areas as *expected within the research framework of dual language immersion educational programs*.

**INCREASED OR IMPROVED SERVICES**

If not previously addressed, identify the two to three most significant ways that the LEA will increase or improve services for low-income students, English learners, and foster youth.

*Components:*

*MTSS= Multi-Tier Systems of Support*

*IPT = Individual Progress Team*

*Literacy Coaches: 1FT and 0.5PT*

*Counselor and Counselor Intern*

*Interventions: Core Day, Extended Day, and Extended Calendar Year (Summer)*

*Psychologist*

*Technology ratio*

LAS Multi-Tier Systems of Support (MTSS) includes both the academics and socio-emotional supports. Academic supports informed by growth assessments such as DRA (English) and EDL (Spanish) are administered several times per year to ensure that student needs are monitored and students are connected with appropriate academic tiered supports. Moreover, tiered social-emotional supports with onsite counselor and psychologist are also provided to identified students in need. In FY18, 41% of students regularly served by the school counselor have IEPs. In the same school year, the school psychologist completed seven suicide risk assessments while also working regularly with students in need. Literacy interventions are also provided to students identified via the MTSS and Intervention Progress Team (IPT) process. Furthermore, LAS has increased its classroom technology and student ratio to 1:1 from grades 2-8 in order to bridge the socio-economic gap to access digital learning. LAS continues to increase staff knowledge in utilizing Illuminate, the school’s student information system, in order to improve its data collection and student identification procedures for low-income students, English learners and foster and homeless students to ensure that students can be identified and served effectively.

**BUDGET SUMMARY**

Complete the table below. LEAs may include additional information or more detail, including graphics.

DESCRIPTION	AMOUNT
Total General Fund Budget Expenditures for LCAP Year	\$ 6,383,552
Total Funds Budgeted for Planned Actions/Services to Meet the Goals in the LCAP for LCAP Year	\$ 5,720,346

The LCAP is intended to be a comprehensive planning tool but may not describe all General Fund Budget Expenditures. Briefly describe any of the General Fund Budget Expenditures specified above for the LCAP year not included in the LCAP.

General Fund Budget Expenditures specified above for the LCAP year not included in the LCAP includes expenses related to the recent LAS Prop 1D construction project: 1) \$108,206 (5843)- LAS interest payment due to its facilities loan for the Pro 1D construction and 2) \$555,000 (6900) – depreciation expense.

\$ 5,608,464

Total Projected LCFF Revenues for LCAP Year

# Annual Update

LCAP Year Reviewed: 2017–18

Complete a copy of the following table for each of the LEA’s goals from the prior year LCAP. Duplicate the table as needed.

**Goal 1** **LAS MISSION: #1 BILITERACY**  
Students will utilize bilingual (Spanish and English) academic knowledge and skills in real-world situations and diverse settings.

State and/or Local  
Priorities Addressed  
by this goal:

STATE  1  2  3  4  5  6  7  8  
COE  9  10  
LOCAL \_\_\_\_\_

## ANNUAL MEASURABLE OUTCOMES

### EXPECTED

### ACTUAL

EXPECTED	ACTUAL
<p><b>PREMISES FOR DATA ANALYSIS (PDA)</b></p> <ol style="list-style-type: none"><li>LAS will meet or exceed the state API targets for school wide and LAS significant subgroups</li><li>LAS will meet or exceed new goals upon the official implementation of the new state assessments: Smarter Balanced Tests and English</li></ol>	<p><b>State Dashboard</b> <a href="https://www.caschooldashboard.org/#/Details/34674390106898/1/EquityReport">https://www.caschooldashboard.org/#/Details/34674390106898/1/EquityReport</a></p> <p>LAS received the following marks:</p> <ol style="list-style-type: none"><li>Suspension Rate = Green</li><li>English Learner Progress = Orange</li><li>English Language Arts (3-8) = Yellow</li><li>Mathematics (3-8) = Orange</li></ol> <p>LAS received two “Orange” overall performance marks: EL Progress and Math.</p> <p>CAASPP Overview and Analysis: Overview of LAS Accountability System and CAASPP Analysis: Based on dual immersion and second language acquisition research, it takes approximately five to seven years to develop cognitive academic language proficiency (CALP). With biliteracy in about seven years as an end goal, LAS strategically monitors student</p>

Language Proficiency Assessments (ELPAC)

3. LAS will meet or exceed the 2014-2015 baseline data of the Smarter Balanced Tests
4. End of Gr 5 standardized test in English data will serve as baseline for Gr 6 -8 students' progress
5. End of Grade Level Span CELDT goals will be assessed in the fall of the following year- meet or exceed goals
6. Students who do not reach grade level benchmarks receive academic intervention, targeting skills and strategies necessary to meet this goal.

**SP#1: Student achievement and biliteracy for all students**

achievement at critical grade spans. LAS' biliteracy grade span progression is divided into three stages: Stage 1: Emerging Biliteracy, Stage 2: Expanding Biliteracy, and Stage 3: Full Biliteracy. Because of its 90-10 dual language immersion model, LAS students in Stage 1 and early Stage 2 receive instruction primarily in Spanish. Concurrently, academic assessments at these levels are predominantly conducted in Spanish. By the end of Stage 2, many students make the linguistic academic transfer as expected in dual language immersion programs. Therefore, it is most appropriate for LAS to utilize the end of Grade 5 English standardized assessment data as the baseline for individual student growth analysis. By Grades 7 and 8 in Stage 3, LAS students' English proficiency in various subject matters is at least comparable, if not higher than, students in non-dual language immersion schools. At the same time, these same LAS middle school students will have acquired Spanish language proficiency comparable to that of a college student enrolled in an advanced level language class. Reaching full biliteracy, the LAS Graduate enters the high school pipeline better prepared to travel the bridge to college and career milestones.

CAASPP 2015, 2016 and 2017 Analysis: Comparative Data Based on LAS Three Stages of Biliteracy Continuum— LAS, SCUSD, and CA State (Visuals are located in the Review of Performance section above)

School-wide:

By the End of LAS Stage 3, LAS students performed at comparative levels with both SCUSD and CA, ranging between 30%-36% in Math and 46% in ELA, for percentage of students at Standards Met and Exceeded in 2015 and 2016. In 2017, LAS outperformed both SCUSD and CA State with 71% in ELA and 52% in Math, for percentage of students at Standards Met and Exceeded performance levels. This statement is contextualized in a dual language setting where students are simultaneously learning how to read and write in another language, Spanish.

Subgroups:

Economically Disadvantaged:

By the End of LAS Stage 3, LAS students from economically disadvantaged background outperformed both SCUSD and CA for percentage of students at Standards Met and Exceeded for ELA and Math, in 2015, 2016 and 2017.

English Learner:

By the End of LAS Stage 3, there are fewer than 10 students at LAS who are still designated as English Learner (CDE does not provide data for items tested with 10 or fewer students).

Redesignated Fluent in English (RFEP):

By the End of LAS Stage 3, LAS RFEP students performed at comparative levels with both SCUSD and CA for ELA and Math, in 2015 and 2016. In 2017, LAS RFEP students outperformed both SCUSD and CA State with 89% in ELA and 61% in Math, for percentage of students at Standards Met and Exceeded performance levels.

Latino:

By the End of Stage 3, LAS Latino students outperformed both SCUSD and CA in ELA and in Math, for both 2015 and 2016 school years. In 2017, LAS Latino students outperformed both SCUSD and CA State with 71% in ELA and 53% in Math, for percentage of students at Standards Met and Exceeded performance levels.



**Based on the LAS  
Biliteracy Grade Span  
Progression Measurable  
Outcomes – EXTERNAL  
Accountability (See LAS  
Charter page 59, Figure:  
28)**

**STAGE 1: Emerging  
Biliteracy (Gr K-3)**

**STAGE 2: Expanding  
Biliteracy (Gr 4-6)**

**STAGE 3: Full Biliteracy  
(Gr 7-8)**

STAGE 1 Emerging  
Biliteracy Grades K-3  
1.1 (ENGLISH) 80% of all  
EL students will be at:  
a. Intermediate level or  
above in the listening and  
speaking sections and;  
b. Early Intermediate level  
or above in the reading  
and writing sections of the  
CELDT by the end of Stage  
1

STAGE 2 Expanding  
Biliteracy Grades 4-6  
2.1 (ENGLISH) 80% of all  
EL students will be at:  
a. Early Advanced level or  
above in listening and  
speaking sections and;  
b. Intermediate level or  
above in the reading and  
writing sections of the

CELDT Performance Analysis: Due to CA state test transition, FY18 update represents available data based on CELDT 2016, CELDT 2017, CELDT 2018 (Initials only TK-K) and RFEP Policy Criteria per the state.

- 1) Based on CELDT 2016 data, LAS External Accountability Goals 1.1, 2.1 and 3.1, LAS met its End of Stage 1 (Goal 1.1a: Listening = 89% and Speaking= 96%), End of Stage 2 (Goal 2.1: Listening = 96% and Speaking = 94%), End of Stage 2 (Goal 2.1: Reading = 89% and Writing = 96%) and End of Stage 3 (Goal 3.1: Redesignation Rate = 96%).  
However, LAS did not meet End of Stage 1 (Goal 1.1b: Reading = 73% and Writing = 69%)
- 2) Based on CELDT 2017 data (see table below), LAS External Accountability Goals 1.1, 2.1 and 3.1, LAS met its End of Stage 1 (Goal 1.1a: Listening = 93% and Goal 1.1b: Reading = 83% and Writing = 93%) End of Stage 2 (Goal 2.1a: Listening = 93% and Speaking = 96%), End of Stage 2 (Goal 2.1b: Reading = 96% and Writing = 96%).  
However, LAS did not meet End of Stage 1 (Goal 1.1a: Speaking= 71%) and End of Stage 3 (Goal 3.1: Redesignation Rate = 74%).  
(See table below)  
For FY18, LAS Redesignation Rate for Gr8 students at the End of Stage 3 is at 85%, higher by nearly 10 percentage points from the previous year. (See table below)
- 3) LAS school wide redesignation percentage in FY16 and FY17 are 6% and 10%, respectively. For FY18, the LAS school wide redesignation percentage is at 11%. Based on dual immersion and second language acquisition research, it takes approximately five to seven years to develop cognitive academic language proficiency (CALP). With biliteracy in about seven years as an end goal, LAS strategically monitors student achievement at critical grade spans.
- 4) LAS is currently researching the statewide trends in terms of the correlation between English learners SBAC performance and the new state language test, the ELPAC during the upcoming school year. This is a critical task in fine tuning redesignation criteria for students, particularly for those in the upper grades.

CELDT by the end of Stage 2

2.2 (ENGLISH) 70% or more of all Gr 6 students will demonstrate growth on the Smarter Balanced Tests (See PDA 3-5)

2.3 (ENGLISH) 70% or more of students in identified subgroups will demonstrate growth on the Smarter Balanced Tests (See PDA 3-5)

\*SED\*Latino\*SWD \*EL

STAGE 3 Full Biliteracy Grades 7-8

3.1 (ENGLISH) 90% or more of EL students will be reclassified by the end of Stage 3

3.2 (ENGLISH) 70% or more of all students will demonstrate growth on the Smarter Balanced Tests (See PDA 3-5)

3.3 (ENGLISH) 70% or more of students in identified subgroups will demonstrate growth on the Smarter Balanced Tests (See PDA 3-5)

\*SED\*Latino\*SWD \*EL

**SP#3: Other student outcomes and biliteracy for all students**

CELDT 2017 Data

Note: Data is the same for EOS 1 Gr3 (FY17 Cohort) and for EOS 2 for Gr6 (FY17 Cohort) since CELDT for FY18 was not administered to Gr1-8 (Only CELDT initials were administered for Gr TK-K). EOS Gr8 (FY18 Cohort) data reflects CELDT 2017 and CAASPP FY17 criteria qualification per LAS redesignation criteria.

	2017 CELDT Proficiency Level Overall Text	2017 CELDT Proficiency Level Listening (L)	2017 CELDT Proficiency Level Speaking (S)	2017 CELDT Proficiency Level Reading (R)	2017 CELDT Proficiency Level Writing (W)
Goal	<b>END OF STAGE 1 Gr3: Goal 80% INT or Above (L &amp; S)</b>		93%	71%	
Goal	End of Stage 1 Gr3: Goal 80% EI or Above (R&W)			83%	93%
	<b>END OF STAGE 2 Gr6: Expanding Biliteracy</b>				
Goal	End of Stage 2 Gr6: Goal 80% EA or Above (L & S)		93%	96%	
Goal	End of Stage 2 Gr6: Goal 80% I or Above (R&W)			96%	96%
	<b>END OF STAGE 3 Gr8: Full Biliteracy</b>				
Goal	End of Stage 3 Gr8: Goal 90% of EL Redesignated (RFEP)		FY17 74%	FY18 85%	

Based on the LAS Biliiteracy Grade Span Progression Measurable Outcomes – INTERNAL Accountability (See LAS Charter page 58, Figure: 27)

STAGE 1: Emerging Biliiteracy (Gr K-3)

STAGE 2: Expanding Biliiteracy (Gr 4-6)

STAGE 3: Full Biliiteracy (Gr 7-8)

STAGE 3: Full Biliiteracy (Gr 7-8)

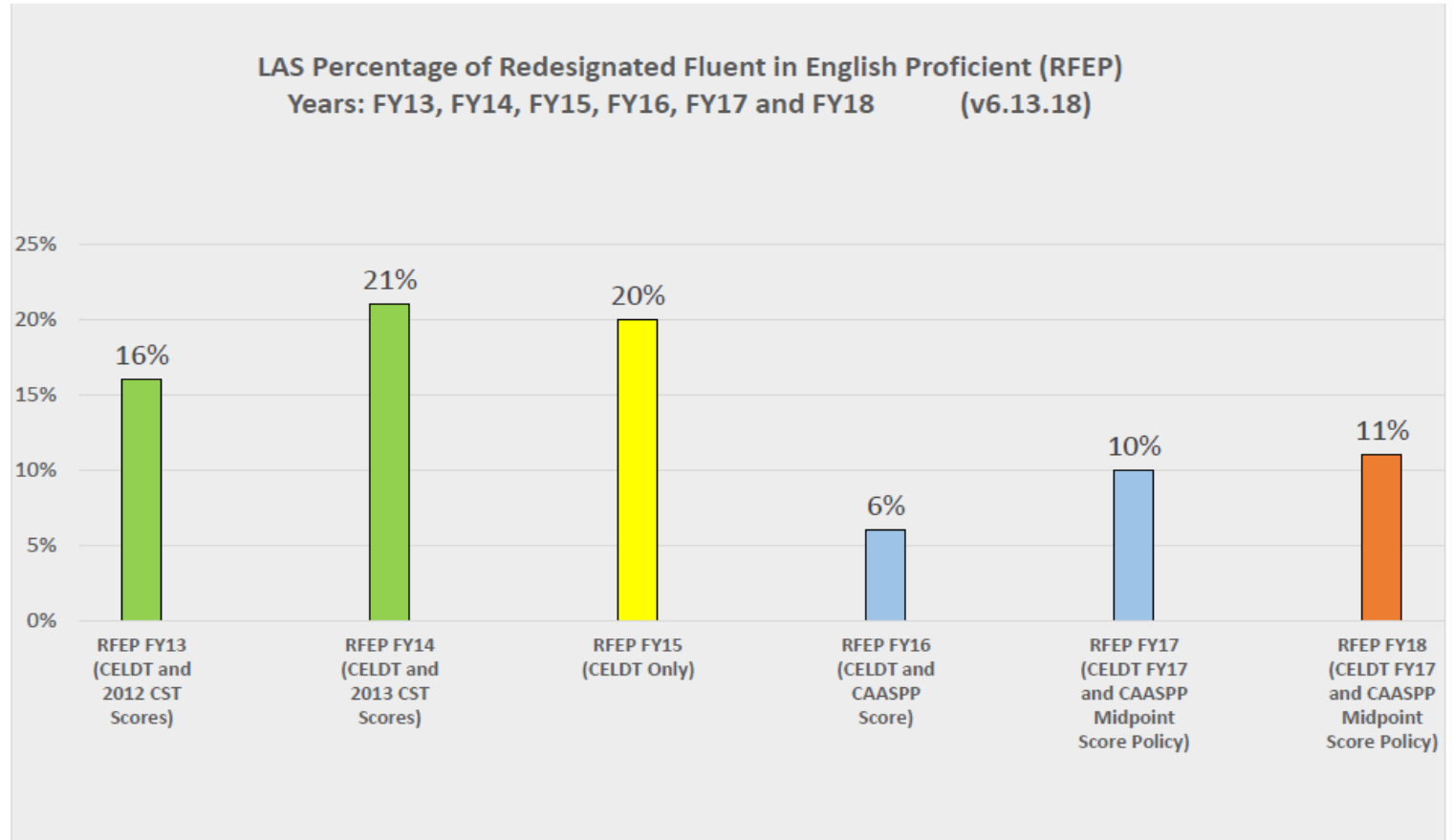
3.1A (SPANISH) 80% or more of all students will show progress on internal benchmark assessments

3.1B (ENGLISH) 80% or more of all student will show progress on internal benchmark assessments

3.2 (SPANISH and ENGLISH) 85% or more of all students will earn a passing grade of C or above in their courses

**SP#7: Full implementation of Common Core State Standards (CCSS) and aligned English Language Alignment of (ELD) Standards within the dual immersion context to**

LAS Redesignated Fluent in English Proficient (RFEP) Historical Data



	2012-13	2013-14	2014-15	2015-16	2016-17	2017-18
#EL	203	210	209	221	250	238
RFEP by School Year (Fall +	32	25	15	0	2	0
RFEP by School Year ( + Spring)	0	19	26	13	22	24
TOTAL	32	44	41	13	24	24
% of RFEP	16%	21%	20%	6%	10%	11%

**ensure biliteracy for all students**

1. 100% of teachers trained in basics of CCSS & ELD & NGSS as applicable to their grade
2. Implement the tool to measure CCSS/ELD/NGSS implementation; 100% of classes

SP#1: 2.2 and 3.2

CAASPP 2015 Cohort - Students who achieved Standard Met or Exceeded in ELA and Math (Total of 16 Comparative Categories)

LAS COHORT GROWTH PREMISES FOR DATA ANALYSIS: 4.0	CAASPP FY15	CAASPP FY16	CAASPP FY17
<b>Cohort 2015 Grade 5 ELA: 21%</b>	<b>21%</b>	<b>38%</b>	<b>60%</b>
<i>Latino</i>	19%	39%	61%
<i>Students with Disability (SWD)</i>	*	*	*
<i>Low Income Pupil (LIP)</i>	6%	29%	47%
<i>Redesignated English Learners (RFEP)</i>	33%	43%	71%
<i>English Learners (EL)</i>	4%	8%	8%
<b>Cohort 2015 Grade 6 ELA: 37%</b>	<b>37%</b>	<b>60%</b>	<b>71%</b>
<i>Latino</i>	33%	56%	71%
<i>Students with Disability (SWD)</i>	*	*	*
<i>Low Income Pupil (LIP)</i>	20%	52%	61%
<i>Redesignated English Learners (RFEP)</i>	46%	67%	89%
<i>English Learners (EL)</i>	7%	*	6%
<b>Cohort 2015 Grade 5 Math: 12%</b>	<b>12%</b>	<b>19%</b>	<b>36%</b>
<i>Latino</i>	9%	19%	37%
<i>Students with Disability (SWD)</i>	*	*	*
<i>Low Income Pupil (LIP)</i>	8%	11%	23%
<i>Redesignated English Learners (RFEP)</i>	67%	21%	44%
<i>English Learners (EL)</i>	4%	0%	7%
<b>Cohort 2015 Grade 6 Math: 25%</b>	<b>25%</b>	<b>47%</b>	<b>52%</b>
<i>Latino</i>	21%	45%	53%
<i>Students with Disability (SWD)</i>	*	*	*
<i>Low Income Pupil (LIP)</i>	27%	35%	39%
<i>Redesignated English Learners (RFEP)</i>	23%	55%	61%
<i>English Learners (EL)</i>	14%	*	6%

CAASPP FY17: Analysis Per Cohort	
Total Criteria	24
Yellow/Blue	-8
Actual Total Criteria	16
Green	16
Actual Total Criteria	16
% Growth	100%
Red	0
Actual Total	16
% Decline	0%
Orange	0
Actual Total Criteria	16
% Same	0%

\* or NA = 10 or fewer names; State data not available

During the day 156 out of 186 teachers requested students received additional academic intervention support which is equivalent to 83%.

In addition, 74 students were identified for the MTSS process during the year. Out of this number, 62 remain as active files for close monitoring. Moreover, 12 students were properly served or identified for program support in Tier 3 level such as and IEP.

Some teachers feedback include better consistency of interventionists schedules: early start in the beginning of the year and less time being pulled out for other projects.

#### SP#3

LAS LCAP Professional Reflections video archives from June 2015, captured the beginning discussions on defining significant internal assessments as well as student progress in various internal assessments in 2014-15. In 2015-16, Curriculum Development Team (CDT) received grade level cohort performances of grade level determined internal assessments. 2016-18 provided a more consistent internal accountability data with the implementation of DRA/EDL reading assessments.

#### SP#7:

100% of LAS teachers continue to receive professional development in CCSS curriculum and instruction. Several LAS staff attended NGSS training conducted by Sac City Unified in the start of the FY17 and in FY18, LAS teachers have received ongoing NGSS professional development from SCOE consultants throughout the year. Moreover, teachers have also received on-going ELD trainings that address the new state language exam, the ELPAC.

#### **INTERNAL ACCOUNTABILITY**

**(Goals: 2.1-2.2) Background: In FY18, LAS adopted a revised report card which more clearly specifies expected grade level standards. After its initial implementation, Curriculum Design Team CDT will fine-tune the calibration of variables that represent grade level ratings.**

## Internal Accountability Document 2018

**1.2A (Spanish GrK-3): 80% or more of all students will meet grade level mark or above in their courses by the end of the year (3-4)**

Kinder Spanish - Retells stories and names the topic of informational texts	1st Spanish - Retells stories using illustrations; including important details and basic story elements	1st Spanish - Names the topic of informational texts including important details	2nd Spanish - Retells stories and identifies the central message, including key details about the text and basic story elements	2nd Spanish - Identifies the main topic of informational texts	3rd Spanish - Retells stories, including key details, basic story elements and themes	3rd Spanish - Identifies the main idea of informational texts and provides details
82%	68%	69%	53%	58%	98%	86%
Kinder Math - Knows number names and the count sequence	1st Math - Uses place value/properties of operations to add/subtract		2nd Math - Uses place value understanding to add and subtract		3rd Math - Represents and solves problems involving $\times$ and $\div$	
70%	77%		67%		79%	

**1.2B (English: GR 3 only): 80% will be approaching grade level by the end of 3rd grade (2-3-4)**

3rd English - Retells stories, including key details, basic story elements and themes	3rd English - Identifies the main idea of informational texts and provides details
98%	98%

**2.2A (Spanish Gr4 only): 80% or more of all students will meet grade level mark or above in their courses by the end of the year. (3-4)**

4th Spanish - Determines the theme of a story; summarizes the text	4th Spanish - Determines the main idea of informational texts; summarizes the text	4th Math - Uses the operations with whole numbers to solve problems
67%	Not assessed	76%

**2.2B (English Gr4 only) 70% or more of all students will meet grade level mark or above in their course by the end of the year (3-4)**

4th English - Determines the theme of a story; summarizes the text	4th English - Determines the main idea of informational texts; summarizes the text
Not Assessed	58%

**2.2C (Spanish and English: Gr 5 and 6) 80% or more of all students will earn a passing grade of C or above in their courses**

5th Spanish Language Arts	5th English Language Arts	6th Spanish Language Arts	6th English Language Arts
69%	91%	85.2%	86.7%
5th Math		6th Math	
92%		92.6%	

**3.2 (Spanish and English): 85% or more of all students will earn a passing grade of C or above in their courses**


7th Spanish Language Arts	7th English Language Arts	8th Spanish Language Arts	8th English Language Arts
85.2%	91.8%	78%	85.3%
7th Math		8th Math	
88.5%		75.6%	



Based on LAS DRA/EDL Reading Assessments, June 2018:

### End of the Year DRA and EDL Data for TK-8th Grades 2017-2018

Grade Level	FY18 Percentage at Benchmark in Spanish - End of Year	Percentage Points Change from Beginning to End of Year (at benchmark)	Percentage of Students Who Increased Reading Levels	Percentage at Benchmark in English	Percentage Points Change from Beginning to End of Year (at benchmark)	Percentage of Students Who Increased Reading Levels
K	42%	FY19	FY19	NA	NA	NA
1st	44%	0% points	98%	NA	NA	NA
2nd	52%	8% points	98%	NA	NA	NA
EOS1 Emerging and transfer readiness: 3rd	<b>48%</b>	15% points	100%	<b>64%</b>	6% points	100%
4th	57%	17% points	88%	59%	12% points	100%
5th	52%	21% points	83%	65%	22% points	89%
EOS2 Expanding: 6th	<b>54%</b>	30% points	91%	56%	28% points	95%
7th	74%	23% points	84%	79%	34% points	95%
EOS3 Full Biliteracy: 8th	<b>73%</b>	46% points	80%	<b>56%</b>	32% points	76%



ACTIONS / SERVICES

Duplicate the Actions/Services from the prior year LCAP and complete a copy of the following table for each. Duplicate the table as needed.

Action **1**

Actions/Services

PLANNED	ACTUAL
<p style="text-align: center;">Actions/Services</p> <p><u>LAS Program Six Design Components:</u>  <b>Action 1:</b>  <b>R= Research</b>  <b>PD= Professional Development</b>  <b>Action 2:</b>  <i>CD= Curriculum Design</i>  <i>AA= Assessments and Accountability</i>  <b>Action 3:</b>  <i>I= Instruction</i>  <i>SS= Support Structure</i></p> <p><b>RESEARCH</b>  1.1 Analyze achievement data by school- wide, grade level and subgroups: SED, Latino, SWD and ELs (Foster</p>	<p>R1.1 In the fall, staff began the year analyzing data trends from the spring CAASPP exams. Moreover, staff also analyzed EL performance from the CELDT and identified RFEP candidates. As of June 2018, LAS will have two years data of the College Board PSAT practice tests as administered to Grade 8 students.</p> <p>R1.2 Continued study on most recent two-way immersion research and its efficacy for all students, including the subgroups above:  1) Sent a LAS teacher to attend Writer’s Workshop (WW) Implementation Leadership training (2015-16).  2) Sent several more teachers to attend statewide WW training.  3) Sent a second teacher to Columbia University for Writer’s Workshop (WW) Seminar with emphasis on implementation for middle school immersion programs (2015-16).</p> <p>R1.3 This continues to be work in progress. For the first time, LAS administered the College Board AP Spanish testing and SAT Subject</p>

youth number at LAS does not qualify as numerically significant.)

1.2 Continue study on most recent two-way immersion research and its efficacy for all students, including the subgroups above

1.3 Research and/or use of standardized Spanish assessments

**PROFESSIONAL DEVELOPMENT**

2.1 Provide differentiated professional development (Training - Coaching - Mentoring) in the following, but not limited to: Data analysis (API, Benchmarks)

Common Core State Standards (CCSS)

Expository Reading and Writing Training such as (ERWC)

Designing CCSS redefined rubrics

Differentiated Instruction

PBIS

Writer's Workshop

DRA/EDL Assessments

Test in Spanish practice examinations to its Gr8 students in the fall of 2017. In retrospect, LAS is considering administering the exam early spring instead during the 2018-19 school year.

PD 2.1 Provided differentiated professional development (Training - Coaching - Mentoring) in the following, but not limited to:

- Data analysis ( EL CELDT, Benchmarks)
- Common Core State Standards (CCSS)
- Designing CCSS redefined rubrics
- Differentiated Instruction
- Response to Interventions
- Writer's Workshop K-8
- Reader's Workshop K-8
- PBIS

Teacher requests for more kindergarten specific professional development training.

**BUDGETED**

(R: 1.1, 1.2, 1.3 PD: 2.1) \$24,867

**ESTIMATED ACTUAL**

(R: 1.1, 1.2, 1.3 PD: 2.1) \$31,730 ([Title 1: \\$10,000, OC:5863](#))

**Expenditures**

**ANALYSIS**

Complete a copy of the following table for each of the LEA's goals from the prior year LCAP. Duplicate the table as needed.

Use actual annual measurable outcome data, including performance data from the LCFF Evaluation Rubrics, as applicable.

Describe the overall implementation of the actions/services to achieve the articulated goal.

**LAS MISSION: #1 BILITERACY**

Students will utilize bilingual (Spanish and English) academic knowledge and skills in real-world situations and diverse settings.

Action/Services Implementation: Full implementation with all available resources directed towards meeting LAS Charter External and Internal Accountability Goals on academic achievement. LAS has

focused on the listed professional development topics and has scheduled them accordingly, depending on staff readiness and resource availability.

Describe the overall effectiveness of the actions/services to achieve the articulated goal as measured by the LEA.

Overall, LAS most recent research and PD efforts have been aligned to the Common Core State Standards (CCSS). Collectively, the PD training listed above have contributed to the increase in teaching and learning effectiveness at LAS this year.

Explain material differences between Budgeted Expenditures and Estimated Actual Expenditures.

The differences mostly reflect increase in professional development expenses: conferences and supplies

Describe any changes made to this goal, expected outcomes, metrics, or actions and services to achieve this goal as a result of this analysis and analysis of the LCFF Evaluation Rubrics, as applicable. Identify where those changes can be found in the LCAP.

There has been a request to provide a more focused professional development training for primary grades, particularly in the kindergarten (FY17) and there is a general consensus to deepen knowledge of assessments that can used school-wide for ELD (FY18).

ACTIONS / SERVICES

Duplicate the Actions/Services from the prior year LCAP and complete a copy of the following table for each. Duplicate the table as needed.

Action **2**

Actions/Services

PLANNED	ACTUAL
<p style="text-align: center;">Actions/Services</p> <p><u>LAS Program Six Design Components:</u>  <b>Action 1:</b>  <i>R= Research</i>  <i>PD= Professional Development</i>  <b>Action 2:</b>  <b>CD= Curriculum Design</b></p>	<p>CD 3.1 Continued use of CCSS aligned core and supplementary materials, including Units of Study for writer’s workshop. LAS is researching Social Studies and Science state adopted curriculum lists for the upcoming year.            CD 3.2 Designed ELD lessons aligned with the ELD Standards and the CCSS and based on assessment results – i.e. ELPAC,, DRA and EDL</p>

**AA= Assessments and Accountability**

Action 3:

I= Instruction

SS= Support Structure

**CURRICULUM DESIGN**

3.1 Use of CCSS aligned core and supplementary materials

3.2 Design ELD lessons aligned with the ELD Standards and the CCSS and based on assessment results – i.e. CELDT

3.3 Create yearlong backward plans for curriculum

3.4 Implement Understanding by Design (UbD) principles in curriculum/instructional planning (Not applicable for 2016-17)

3.5. Implementation of Systematic Instruction in Phonological Awareness, Phonics, and Sight

Words (SIPPS) (Gr3-Gr4)

**ASSESSMENTS AND ACCOUNTABILITY**

4.1 Administer and analyze Curriculum Design Team (CDT) defined language level diagnostic assessments for Spanish learners and ELs (DRA/EDL reading assessments)

4.2 Administer CDT defined curriculum and benchmark assessments

4.3 Participate in World-Class Instructional Design and Assessment (WIDA) Field test Prueba Óptima del Desarrollo del Español Realizado (PODER) and Prueba Útil y Eficaz del Desarrollo del Español (PUEDE) for Grades K- 2 (if available)

CD 3.3 Created yearlong backward plans for writer's workshop curriculum (work in progress in other subjects)

CD 3.4 Did not implement Understanding by Design (UbD) principles in curriculum/instructional planning

CD 3.5. Need to revisit implementation of Systematic Instruction in Phonological Awareness, Phonics, and Sight

Words (SIPPS) (implementation in grades Gr3-Gr4)

AA 4.1 Implemented Curriculum Design Team (CDT) defined language level diagnostic assessments for Spanish learners and ELs: DRA and EDL

AA 4.2 Administered CDT defined curriculum and benchmark assessments

AA 4.3 Not available this year

Expenditures

BUDGETED

(CD: 3.1, 3.2, 3.3 AA: 4.1, 4.2) \$74,753

ESTIMATED ACTUAL

(CD: 3.1, 3.2, 3.3 AA: 4.1, 4.2) \$137,026 ([Title 1: \\$51,354 \(OC:4200\)](#))

ANALYSIS

Complete a copy of the following table for each of the LEA's goals from the prior year LCAP. Duplicate the table as needed.

Use actual annual measurable outcome data, including performance data from the LCFF Evaluation Rubrics, as applicable.

Describe the overall implementation of the actions/services to achieve the articulated goal.

**LAS MISSION: #1 BILITERACY**

Students will utilize bilingual (Spanish and English) academic knowledge and skills in real-world situations and diverse settings.

Action/Services Implementation: Partial implementation due to shift on PD focus for the year. UbD and SIPPs were not emphasized this past year. The focus has been on establishing consistency in implementing school wide DRA and EDL reading assessments, consequent data analysis and year-long planning accordingly.

Describe the overall effectiveness of the actions/services to achieve the articulated goal as measured by the LEA.

LAS shift in focus this year has greatly advanced collective understanding of research based literacy development. This is foundation to any other initiatives written on this section such as the teaching of spelling, ELD, and language transfer expectations within a dual language immersion context. The ultimate goal would be to come to a full integration of all these parts with that of the foundation staff has just recently focused on.

**2018 Highlights (Alphas)** More authentic literature available, second year of PSAT 8/9 Gr8 results, first year administration of College Board AP Spanish and SAT Spanish Practice Tests to Gr8 students Earlier decision about looping, every grade level, trying ENGAGE NEW YORK, looping, support with readers and writer's workshop, earlier decision about next year's looping, Remind app, Kindergarten and First-Grade teams both at summer session, Student Council participation in assemblies, School wide RW and WW; school wide Reading and writing data, NGSS transition, Substitutes available for staff, reading and writing school wide data, SEL & Circle Up, Student Council involvement in assemblies, SSR (students like reading) A-Z Reading School Climate Committee SPED Support K/1 Intervention Books in classrooms NGSS training, 8th HS Admissions. **Deltas/Areas for Improvement:** ELD Professional development + school agreements, Math Program, science and social studies implementation, do not have enough leveled books for RW, Internet often did not work properly, using a shared printer is inconvenient, not efficient, and wastes time, Social Studies, Science, and ELD support and next steps, Science/ social studies and ELD

P.D, PD in Spanish, Improve "healthy" snack sales Social Sciences PD Library (organization and updating books)

Explain material differences between Budgeted Expenditures and Estimated Actual Expenditures.

The differences for this section include purchase of materials related to Units of Study for grade level implementation of Writers Workshop in the classrooms as well as DRA and EDL reading assessments. Expenses were also allocated for assessment administration staff support.

Describe any changes made to this goal, expected outcomes, metrics, or actions and services to achieve this goal as a result of this analysis and analysis of the LCFF Evaluation Rubrics, as applicable. Identify where those changes can be found in the LCAP.

Due to the fact that it is no longer available, LAS will not be participating/administering Spanish assessments from WIDA. Moreover, LAS will revisit its UbD action item and decide if it's still applicable for the upcoming LCAP years.

ACTIONS / SERVICES

Duplicate the Actions/Services from the prior year LCAP and complete a copy of the following table for each. Duplicate the table as needed.

Action **3**

Actions/Services

PLANNED	ACTUAL
<p style="text-align: center;">Actions/Services</p> <p><u>LAS Program Six Design Components:</u>  <b>Action 1:</b>  <i>R= Research</i>  <i>PD= Professional Development</i>  <b>Action 2:</b>  <i>CD= Curriculum Design</i>  <i>AA= Assessments and Accountability</i>  <b>Action 3:</b>  <b>I= Instruction</b>  <b>SS= Support Structure</b></p> <p><b>INSTRUCTION</b></p> <p>5.1 Implementation of CCSS aligned core curriculum                      5.2 Incorporate basic math concepts (mental math and basic measurements) during PE instruction                      5.3 Utilize second language learning strategies trainings such as SDAIE, SIOP</p> <p><b>SUPPORT STRUCTURE</b></p> <p>6.1 Extensive student support structures (Examples: differentiated instruction, tutoring, summer school, extended day remediation and acceleration)                      6.2 School-wide agreements on homework expectation                      6.3 100% of middle school SWDs who need extra study skills support will receive assistance</p>	<p>I 5.1 Continued implementation of CCSS aligned core curriculum, including Writer’s Workshop and Reader’s Workshop                      I 5.2 Incorporated of basic math concepts (mental math and basic measurements) during PE instruction                      I 5.3 Utilized second language learning strategies trainings such as SDAIE</p> <p>SS 6.1 Provided extensive student support structures (Examples: differentiated instruction, Interventions, tutoring, summer school for incoming kindergarteners, extended day remediation)                      Teachers are requesting intervention support in mathematics and some would like to see RSP teachers do more push in models in the classrooms.                      SS 6.2 Created an ad-hoc task force on homework expectation                      SS 6.3 100% of middle school SWDs who needed extra study skills support received assistance; another study skills class was created due to increased needs                      SS 6.4. Continued implementation of the LAS Interventions Model: Multi -Tier Systems of Support (MTSS) and Intervention Progress Team (IPT)</p>



6.4. Implement LAS Interventions Model: Multi-Tier Systems of Support (MTSS) and Individual Progress Team (IPT)

Expenditures

**BUDGETED**  
(I: 5.1, SS: 6.1, 6.2, 6.3, 6.4) \$3,019,871

**ESTIMATED ACTUAL**  
(I: 5.1, SS: 6.1, 6.2, 6.3, 6.4) \$2,891,082 [\(Title 1: \\$90,152 , OC:1100; \\$11,478, OC:1940 and Title 2: \\$1,140, OC:1100\)](#)

ANALYSIS

Complete a copy of the following table for each of the LEA’s goals from the prior year LCAP. Duplicate the table as needed.

Use actual annual measurable outcome data, including performance data from the LCFF Evaluation Rubrics, as applicable.

Describe the overall implementation of the actions/services to achieve the articulated goal.

**LAS MISSION: #1 BILITERACY**  
Students will utilize bilingual (Spanish and English) academic knowledge and skills in real-world situations and diverse settings.  
Action/Services Implementation: Full implementation. Summer school implemented for rising Kindergarteners as well as reading intervention session for rising Gr2 students. LAS created an ad-hoc task force to address alignment of homework expectations schoolwide.

Describe the overall effectiveness of the actions/services to achieve the articulated goal as measured by the LEA.

Establishing MTSS and IPT process has created a formal structure for addressing student needs for academic intervention. During the day interventionists received on-going training via the on-site literacy coach. In 2016-17, LAS ad-hoc committee completed the update of LAS report cards and progress reports to reflect better alignment with CCSS and internal accountability assessments. Overall, LAS concentrated effort this year has led to a consistent increase trajectory in academic achievement for all students.  
MTSS and IPT structure will continue to be improved as feedback is analyzed from the recently gathered surveys. In addition, staff would like to see math interventions established and stronger relationships between general education and RSP support to ensure optimal learning for our student with exceptionalities. Overall, there is a need to have a comprehensive evaluation in place with data indicating a positive correlation between high levels of school implementation of MTSS and improved achievement of identified students.

Explain material differences between Budgeted Expenditures and Estimated Actual Expenditures.

Most differences involve staffing costs due to additional personnel per school enrollment growth, and salary schedule placements of new employees or reorganization of duties which changed staffing needs.

Describe any changes made to this goal, expected outcomes, metrics, or actions and services to achieve this goal as a result of this analysis and analysis of the LCFF Evaluation Rubrics, as applicable. Identify where those changes can be found in the LCAP.

There are no changes made to this action item for Goal 1. LAS plans to continue summer school programs for the summer of 2018 both for kindergarteners and for identified students in primary grades who need support in Spanish reading.

Complete a copy of the following table for each of the LEA's goals from the prior year LCAP. Duplicate the table as needed.

## Goal 2

### LAS MISSION: #2 CONFIDENCE AND LIFE SKILLS

Develop and exhibit positive self-esteem, pride, confidence, and respect for themselves and others.

State and/or Local Priorities Addressed by this goal:

STATE  1  2  3  4  5  6  7  8

COE  9  10

LOCAL \_\_\_\_\_

### ANNUAL MEASURABLE OUTCOMES

#### EXPECTED

#### SP#2 Student engagement and building confidence and life skills for all students

1. Attendance rate of 95% or above
2. Absenteeism (chronic) at rate of less than 1%
3. Dropout for middle school at zero rate

#### SP#3 Other student outcomes and building confidence and life skills for all students

4. Subject emphasis: PE (K-Gr4) 80% or more of students will meet grade level mark or above in their courses by the end of the year
5. Subject emphasis: PE (Gr5-Gr8) 85% or more of students will earn a passing grade of C or above in their courses
6. 100% of Gr2-Gr6 students participate in fitness programs such as Adventures to Fitness funded by the Physical Activity Plus Grant Program (Not applicable for 2016-17 school year)
7. 100% of K-8 students participate in daily "Brain Breaks" physical activities

#### SP#4 School climate and building confidence and life skills for all student

#### ACTUAL

#### SP#2 Goals:

1. Met: Attendance rate of 95% or above (Actual: 97%)
2. Did not meet: Absenteeism (chronic) at 3.2% rate
3. Met: Dropout for middle school at zero rate

#### SP#3

#### #4

Goal met: 100% of students in Grades K-4 met the grade level mark in PE by the end of the school year.

#### #5

Goal met: 100% of students in Grades 5-8 earned a passing grade of C or above in PE.

#### #6

Physical Activity Plus Grant Program was not available for the 2015-16 and 2016-17, 2017-18 school years.

#### SP#7

Did not meet: Less than 100% of K-8 students participated in daily "Brain Breaks" physical activities. Two variables contributed to this: 1) internet access became challenging as more technology arrived in the classrooms and 2) MS

- 8. Suspension and expulsion rate at less than 1% per year
- 9. Student survey completion (Gr2-Gr8) at ninety-five percent (95%) or above participation
- 10. Agreement with the student survey statement, "It is important to me to learn to read and write in Spanish at eighty percent (80%) or above rating

Students have the opportunity to enroll in after-school activities such as Ballet Folklórico, Science Robotics, Violin, Guitar, classes, Martial Arts, Visual Arts, Music Production

classrooms on the second floor are not conducive for physical activities as they cause tremendous noise for the classrooms downstairs.

SP#4

#8 Met goal: Suspension and expulsion at less than 1%

#9 Goal met with 397 of Grades 2-8 and 147 TK-Gr1 students who participated with survey, representing 93% of the student body

#10 Goal met with 97% of students agreeing to the survey statement, "It is important to me to learn to read and write in Spanish

#11 Many students received the opportunity to enroll in after-school activities such as Ballet Folklórico, Science Robotics, Basketball, Soccer, Violin classes, Martial Arts, Visual Arts. This is an area of opportunity for improvement; there are too many students who are on the waiting list and who are not able to participate. Some also feel that there are not enough opportunities for the younger grades TK-1 to participate in after-school activities on site.

ACTIONS / SERVICES

Duplicate the Actions/Services from the prior year LCAP and complete a copy of the following table for each. Duplicate the table as needed.

Action **1**

Actions/Services

PLANNED	ACTUAL
<p style="text-align: center;">Actions/Services</p> <p><u>LAS Program Six Design Components:</u>  <b>Action 1:</b>  <b>R= Research</b>  <b>PD= Professional Development</b>            Action 2:            CD= Curriculum Design            AA= Assessments and Accountability            Action 3:            I= Instruction            SS= Support Structure</p>	<p>R 1.1 Staff studied recent brain research in relation to socio-emotional and intellectual development, particular to LAS significant subgroups (ROPES- not in FY17 and FY18 , PBIS and SEL)            R 1.2 Need to revisit research on the non-academic benefits of dual language immersion programs – i.e. cross cultural competencies, cross generational connections (work in progress)</p> <p>PD 2.1 Provided differentiated professional development (<i>Training - Coaching - Mentoring</i>) in:</p>

<p><b>RESEARCH</b></p> <p>1.1 Study recent brain research in relation to socio-emotional and intellectual development, particular to LAS significant subgroups</p> <p>1.2 Study research on the non-academic benefits of dual language immersion programs – i.e. cross cultural competencies, cross generational connections</p> <p><b>PROFESSIONAL DEVELOPMENT</b></p> <p>2.1 Provide differentiated professional development (Training - Coaching - Mentoring) in:</p> <p>A. Brain research in relation to physical fitness, socio-emotional health best practices for major subgroups (Latino, SED, SWD, and EL), neurological disorders, and strategies to support struggling students</p> <p>B. Performance task rubrics design and calibration, and multiple measures of achievement</p> <p>C. Training on how to implement physical activities to stimulate attention and focus in the classroom</p> <p>2.2 Hire highly qualified and credentialed Physical Education instructors to teach PE classes</p>	<p>A. Brain research in relation to physical fitness, socio-emotional health best practices for major subgroups (Latino, SED, SWD, and EL), neurological disorders, and strategies to support struggling students (ROPES, PBIS – Implementation of a non-classroom setting system in cafeteria)</p> <p>1) PBIS August 2015, 2016, 2017 and year round = Entire staff training</p> <p>2) CASP October 2015, 2016, 2017 = SEL staff attended</p> <p>3) CARS PLUS February 2016, 2017, 2018= SEL staff attended</p> <p>4) Restorative Justice Conference, June 2017- SEL and staff attended</p> <p>5) Responsive Classroom, June 2017 = Gr5 staff attended</p> <p>6) Circle Up (Year round), 2017-18 = Entire staff training</p> <p>B. Performance task rubrics design and calibration, and multiple measures of achievement (work in progress)</p> <p>C. Staff received training on how to implement physical activities to stimulate attention and focus in the classroom (PE and ROPES- not this year)</p> <p>1) PE teachers attended and presented at CAHPERDS Conference in March 2016, 2017</p> <p>2.2 Hired highly qualified and credentialed Physical Education instructors to teach PE classes who received personal program design coaching from district mentor</p>
<p><b>BUDGETED</b></p> <p>(R: 1.1, 1.2 PD: 2.1, 2.2) \$9,700</p>	<p><b>ESTIMATED ACTUAL</b></p> <p>(R: 1.1, 1.2 PD: 2.1, 2.2) \$19,729</p>

Expenditures

ANALYSIS

Complete a copy of the following table for each of the LEA’s goals from the prior year LCAP. Duplicate the table as needed.

Use actual annual measurable outcome data, including performance data from the LCFF Evaluation Rubrics, as applicable.

**LAS MISSION: #2 CONFIDENCE AND LIFE SKILLS**

Develop and exhibit positive self-esteem, pride, confidence, and respect for themselves and others.

Describe the overall implementation of the actions/services to achieve the articulated goal.

Action/Services Implementation: Full implementation with all available resources (ROPES training not offered this year). There has been consistency in providing opportunities for staff instrumental in implementing actions delineated above to attend statewide conferences on their subject matter expertise. FY18 has been a year of school-wide agreements advancing SEL goals with full implementation of programs: 1) Restorative Justice, 2) Circle Up (For Staff), and 3) Second Step.

Describe the overall effectiveness of the actions/services to achieve the articulated goal as measured by the LEA.

Both the PE/Kinesiology Team and the SEL/PBIS Team have received ongoing training on how to keep improving their area of expertise. Moreover, all staff received and put in action the “Consequence Flow Chart” designed by the School Climate Committee. Collectively, this has translated to strong teaching and learning in the classrooms as well as schoolwide systematic coordination of addressing socio-emotional needs of students. There is still a need to develop a stronger program evaluation of this area.

Explain material differences between Budgeted Expenditures and Estimated Actual Expenditures.

Most of the differences reflect actual costs of various statewide conferences that staff attended this year.

Describe any changes made to this goal, expected outcomes, metrics, or actions and services to achieve this goal as a result of this analysis and analysis of the LCFF Evaluation Rubrics, as applicable. Identify where those changes can be found in the LCAP.

The stated action above remains the same for the upcoming school year. In addition, the SEL team would like to investigate the feasibility of parent trainings regarding issues such as self-harm and staff trainings in mental health first aide.

ACTIONS / SERVICES

Duplicate the Actions/Services from the prior year LCAP and complete a copy of the following table for each. Duplicate the table as needed.

Action **2**

Actions/Services

PLANNED	ACTUAL			
<p style="text-align: center;">Actions/Services</p> <p><u>LAS Program Six Design Components:</u>  <b>Action 1:</b>  <i>R= Research</i>  <i>PD= Professional Development</i>  <b>Action 2:</b>  <i>CD= Curriculum Design</i>  <i>AA= Assessments and Accountability</i>  <b>Action 3:</b>  <i>I= Instruction</i>  <i>SS= Support Structure</i></p> <p>CURRICULUM DESIGN</p> <p>3.1 Incorporate socio-emotional strategies from the physical activity grant and LIFESKILLS goals and activities in unit and lesson design</p> <p>3.2 Incorporate “Brain Break” into lesson planning</p> <p>ASSESSMENTS AND ACCOUNTABILITY</p> <p>4.1 Conduct attendance and LIFESKILLS recognition assemblies; invite families</p> <p>4.2 Encourage classroom and grade level incentives</p> <p>4.3 Administer and analyze yearly student survey</p> <p>4.4 Post a sign outside each classroom door to highlight 100% attendance (K-Gr5)</p> <p>4.5 Analyze student achievement in Physical Education</p>	<p>CD 3.1 Incorporated socio-emotional strategies, LIFESKILLS goals, and PBIS and activities in unit and lesson design as well full implementation of the Second Step curriculum schoolwide.</p> <p>CD 3.2 Incorporated “Brain Break” into lesson planning; less participation of students in classroom located on the second floor of MS building; space not conducive to the activities due to excessive noise.</p> <p>AA 4.1 Conducted regular attendance assemblies; consistent with LIFESKILLS recognition assemblies; invited families to all events. Schoolwide reinforcement with Manchas Jaguares has been effective particularly to primary grades.</p> <p>AA 4.2 Encouraged classroom and grade level incentives</p> <p>AA 4.3 Administered and analyzed yearly student survey            Grades TK-8: 90% stated, “I like my school.”            Grades TK-8: 89% stated, “I feel safe at school.”            Grades TK-8: 64% stated, “My school is clean.”</p> <p>AA 4.4 Post a sign outside each classroom door to highlight 100% attendance (K-Gr5) (Inconsistent; still work in progress)</p> <p>PE</p> <p>4.5 Analyzed student achievement in Physical Education; historical PFT data analysis available.</p> <p>Baseline for Grade 5 in HFZ            (Data for each Grade 5 Cohort will be compared with their Grade 7)</p>	<table border="1" style="width: 100%;"> <tr> <td style="text-align: center;">FY2015 Gr 5 Cohort</td> <td style="text-align: center;">FY2017 Gr7 Cohort TBD</td> </tr> </table>	FY2015 Gr 5 Cohort	FY2017 Gr7 Cohort TBD
FY2015 Gr 5 Cohort	FY2017 Gr7 Cohort TBD			

Aerobic Capacity 95.5%	
Body Composition 52.3%	
Abdominal Strength 65.9%	
Trunk Extension 70.5%	
Upper Body Strength 52.3%	
Flexibility 90.9%	

Expenditures

**BUDGETED**  
(CD: 3.1 AA: 4.1, 4.2, 4.3) \$25,788

**ESTIMATED ACTUAL**  
(CD: 3.1 AA: 4.1, 4.2, 4.3) \$29,494

ANALYSIS

Complete a copy of the following table for each of the LEA’s goals from the prior year LCAP. Duplicate the table as needed.

Use actual annual measurable outcome data, including performance data from the LCFF Evaluation Rubrics, as applicable.

Describe the overall implementation of the actions/services to achieve the articulated goal.

**LAS MISSION: #2 CONFIDENCE AND LIFE SKILLS**

Develop and exhibit positive self-esteem, pride, confidence, and respect for themselves and others.

Action/Services Implementation: Partial implementation due to the fact that the second floor of the middle school building does not lend itself to implementation of “Brain Breaks” video series as it causes too much noise for the bottom floor classrooms. In addition, there is still a need to be consistent in posting 100% perfect attendance banners outside classrooms. FY18 has been a year of school-wide agreements advancing SEL goals with full implementation of programs: 1) Restorative Justice, 2) Circle Up (For Staff), and 3) Second Step. Moreover, the School Climate Committee oversees the implementation of the SEL Second Step Curriculum as it addresses bullying prevention, and common language and procedures for behavior expectations and problems solving.

Describe the overall effectiveness of the actions/services to achieve the articulated goal as measured by the LEA.

Full implementation of the stated actions and services above is crucial in order to meet Goal 2. Investing on staff training in order to guarantee quality teaching and learning experiences that lead to students developing confidence and like skills will continue to be LAS priority to ensure program effectiveness.



Explain material differences between Budgeted Expenditures and Estimated Actual Expenditures.

Most of the differences reflect shift in allocation of professional development funding and instructional materials and supplies such as the Second Step materials purchase for full implementation in both General Education and SPED.

Describe any changes made to this goal, expected outcomes, metrics, or actions and services to achieve this goal as a result of this analysis and analysis of the LCFF Evaluation Rubrics, as applicable. Identify where those changes can be found in the LCAP.

The stated action above remains the same for the upcoming school year. However, middle school team will need to redefine their “Brain Breaks” activity to resolve the noise issue being in a two story building.

ACTIONS / SERVICES

Duplicate the Actions/Services from the prior year LCAP and complete a copy of the following table for each. Duplicate the table as needed.

Action **3**

Actions/Services

PLANNED Actions/Services	ACTUAL
<p><u>LAS Program Six Design Components:</u>  <b>Action 1:</b>  <i>R= Research</i>  <i>PD= Professional Development</i>  <b>Action 2:</b>  <i>CD= Curriculum Design</i>  <i>AA= Assessments and Accountability</i>  <b>Action 3:</b>  <i>I= Instruction</i>  <i>SS= Support Structure</i></p> <p>INSTRUCTION            5.1 Integrate lessons on life skills and healthy life style choices during instruction</p>	<p>I 5.1 Not consistent schoolwide; need to revisit this goal to integrate lessons on life skills and healthy life style choices during instruction            I 5.2 Ensured consistent opportunities for students to formulate and present their ideas during instruction and beyond with emphasis in CCSS implementation</p> <p>SS 6.1 Coordinated with Parent Council, Parent Association, Student Council groups for collective emphasis on strong attendance rate. In FY18, families participated in LAS Picture the Graduate Activity that solicited visions of the ideal LAS alum.            SS 6.2 Published newsletter information on health, nutrition choices in relation to attendance (need to revisit this goal; work in progress)</p>

5.2 Ensure consistent opportunities for students to formulate and present their ideas during instruction and beyond

SUPPORT STRUCTURE

6.1 Coordinate with Parent Council, Parent Association, Student Council groups for collective emphasis on strong attendance rate

6.2 Publish newsletter information on health, nutrition choices in relation to attendance

6.3 Highlight students' progress in After- school Education and Safety (ASES) Program and Enrichment classes

6.4 Coordinate with Parent Council, Parent Association, Student Council groups for emphasis on practicing LIFESKILLS

6.5 Ensure students' access to technology and communication venues such as school website, intercom and Connect-Ed to encourage engagement in civic actions

6.6 Promote school-wide healthy snacks choices

6.7 Maintain suspension and expulsion rate at less than 1% per year

SS 6.3 Highlighted students' progress in After- school Education and Safety (ASES) Program and Enrichment classes via performances – Talent Show and work display in the cafeteria

SS 6.4 Coordinated with Parent Council, Parent Association, Student Council groups for emphasis on practicing LIFESKILLS- i.e. respect and anti-bullying behavior

SS 6.5 Ensured students' access to technology and communication venues such as school website, intercom and Blackboard to encourage engagement in civic actions

SS 6.6 Although there is a school wide promotion of healthy snacks, many fundraising events still served unhealthy choices. On an annual basis, Student Council organizes a Health Fair to provide information on healthy life style choices. In May 2017, Parent Council established a metric for this goal: every event with food will have at least one offering of a healthy food choice.

SS 6.7 Maintained a suspension and expulsion rate at less than 1% per year; this is an area of improvement.

BUDGETED

(I: 5.1, SS: 6.1, 6.2, 6.3, 6.4, 6.5) \$ 600,586

ESTIMATED ACTUAL

(I: 5.1, SS: 6.1, 6.2, 6.3, 6.4, 6.5) \$ 661,569 ([Title 1: \\$500, OC:5804](#))

Expenditures

ANALYSIS

Complete a copy of the following table for each of the LEA’s goals from the prior year LCAP. Duplicate the table as needed.

Use actual annual measurable outcome data, including performance data from the LCFF Evaluation Rubrics, as applicable.

Describe the overall implementation of the actions/services to achieve the articulated goal.

**LAS MISSION: #2 CONFIDENCE AND LIFE SKILLS**

Develop and exhibit positive self-esteem, pride, confidence, and respect for themselves and others.

Action/Services Implementation: Partial implementation due to lack of coordinated and concentrated effort for all stakeholder groups to define “healthy lifestyle and nutritional choices” and create action plan based on it.

Describe the overall effectiveness of the actions/services to achieve the articulated goal as measured by the LEA.

If implemented fully, the delineated actions/services above have the potential to create a paradigm shift in LAS students’ understanding of wellness and enduring life skills. This area is definitely still work in progress for the upcoming year.

Explain material differences between Budgeted Expenditures and Estimated Actual Expenditures.

Most differences involve staffing costs due to additional personnel per school enrollment growth, and salary schedule placements of new employees or reorganization of duties which changed staffing needs.

Describe any changes made to this goal, expected outcomes, metrics, or actions and services to achieve this goal as a result of this analysis and analysis of the LCFF Evaluation Rubrics, as applicable. Identify where those changes can be found in the LCAP.

In May 2017, Parent Council established a metric for Item 6.6 “Promote school-wide healthy snacks choices” goal and it is that at “every school event with food, there will have at least one offering of a healthy food choice.” This goal remains elusive since it is difficult to monitor for adherence to the stated goal.

Complete a copy of the following table for each of the LEA's goals from the prior year LCAP. Duplicate the table as needed.

## Goal 3

**LAS MISSION: #3 LEADERSHIP & CRITICAL THINKING** Application of LAS Mission #1 and #2:

Demonstrate leadership skills in order to build bridges between communities and apply critical thinking skills to solve problems, promote social justice, and create change in society

State and/or Local Priorities Addressed by this goal:

STATE  1  2  3  4  5  6  7  8  
 COE  9  10  
 LOCAL \_\_\_\_\_

### ANNUAL MEASURABLE OUTCOMES

#### EXPECTED

#### **SP#3 Other student outcomes and building leadership and critical thinking skills for all students**

1. More than 90%of students participate in the election process for Student Council Officers
2. More than 90%of Gr 3-8 students participate in voting for Grade Level Representatives
3. More than 90%of K-8 students have opportunities to practice leadership skills by the end of Gr8.
4. 80% or more of students participate in Student Council sponsored activities such as community service events and/or Spirit Days
5. More than 90%of students participate in school-wide cleaning.
6. By the end of Gr 8, more than 90% students will have participated in a student directed community based research such as National Latino Education Research Agenda Project (NLERAP) Participatory Action Research (PAR)
7. By the end of Gr 8, 90% of students will have completed a minimum of 10 hours of community service.
8. Subject emphasis: Electives (Middle School only)  
-LAS will offer five or more elective courses annually

#### ACTUAL

#### SP#3

#1-4: All goals are met

#5 and 7: These items are still work in progress and need program structures. This spring, Student Council and Action Civics student leaders organized schoolwide cleaning schedules for all classes. This has created wonderful morale for the school.

#6 LAS recently received a Merit of Recognition from the state for its implementation of the Action Civics Program in grades 6-8. Action Civics incorporates the teaching of student directed community based research with emphasis on problem solving application via community service. In May 2017, MS students displayed their Actions Civics research at Actions Civics Event at CSU, Sacramento.

#8 Goals met

#### SP #4


Items 9 and 10: Goals met; 93% of TK-8 students participated in the student survey completion

Item 11: Goal met; 96% of families would recommend LAS to other parents

- 85% or more of students earning a passing grade of C or above in their elective course
- More than 90% of students who need extra study skills support will receive assistance during elective block

**SP#4 Student climate and building leadership and critical thinking skills for all students**

9. Students reflect on student survey results from previous year(s) and design action plans to address an identified need
10. 95% or above of students participate in student survey completion
11. Parent surveys indicate a rating of 90% or above overall satisfaction with the school



[ACTIONS / SERVICES](#)

Duplicate the Actions/Services from the prior year LCAP and complete a copy of the following table for each. Duplicate the table as needed.

Action **1**

Actions/Services

PLANNED	ACTUAL
<p style="text-align: center;">Actions/Services</p> <p><u>LAS Program Six Design Components:</u>  <b>Action 1:</b>  <b>R= Research</b>  <b>PD= Professional Development</b>            Action 2:            CD= Curriculum Design            AA= Assessments and Accountability            Action 3:            I= Instruction            SS= Support Structure</p> <p><b>RESEARCH</b></p>	<p>R 1.1 Need to design systematic way to document student driven projects based on current community needs: Classroom, grade level, school-wide, and community at large (work in progress). In 2016-17, LAS has invested on creating a Google School status where students have school email addresses and a means to store and share their work.</p> <p>R 1.2 Need to design a community survey about community service projects (work in progress)</p> <p>PD 2.1 Need to establish professional development on performance task rubric design, calibration, and multiple measures of achievement (work in progress). Need training on implementing Life Skills</p> <p>PD 2.2 Need to reintroduce the concept to whole staff - directed</p>

<p><i>1.1 Document student driven projects based on current community needs: Classroom, grade level, school-wide, and community at large</i></p> <p><i>1.2 Analyze community survey for responses to questions about community service projects</i></p> <p><b>PROFESSIONAL DEVELOPMENT</b></p> <p><i>2.1 Professional development on performance task rubric design, calibration, and multiple measures of achievement</i></p> <p><i>2.2 Continued training in student directed participatory research</i></p>	<p>participatory research; MS teachers are members of the Action Civics Education team from Sacramento County Office of Education (SCOE).</p>
<p><b>BUDGETED</b> (R: 1.2, PD: 2.1) \$6,667</p>	<p><b>ESTIMATED ACTUAL</b> (R: 1.2, PD: 2.1) \$10,000 (<a href="#">Title 2: \$8,825, OC:5863</a>)</p>

Expenditures

ANALYSIS

Complete a copy of the following table for each of the LEA’s goals from the prior year LCAP. Duplicate the table as needed.

Use actual annual measurable outcome data, including performance data from the LCFF Evaluation Rubrics, as applicable.

Describe the overall implementation of the actions/services to achieve the articulated goal.

**LAS MISSION: #3 LEADERSHIP & CRITICAL THINKING** Application of LAS Mission #1 and #2:  
Demonstrate leadership skills in order to build bridges between communities and apply critical thinking skills to solve problems, promote social justice, and create change in society

Action/Services Implementation: Partial implementation due to the need to still establish the logistics of ad-hoc task groups to tackle evaluation or progress monitoring of delineated action/services above.

Describe the overall effectiveness of the actions/services to achieve the articulated goal as measured by the LEA.

LAS is at the novice stage of implementing Google School accounts for students and the school looks forward to seeing the full potential of an electronic means to document student community activism and leadership endeavors. LAS recently adopted an updated policy on technology use and social media to address emerging needs as the school expands its technological infrastructure.

Explain material differences between Budgeted Expenditures and Estimated Actual Expenditures.

The minimal difference accounts for the estimated actual cost for the year.

Describe any changes made to this goal, expected outcomes, metrics, or actions and services to achieve this goal as a result of this analysis and analysis of the LCFF Evaluation Rubrics, as applicable. Identify where those changes can be found in the LCAP.

There are no updates for this section. LAS will continue to pursue delineated actions towards the stated goal.

ACTIONS / SERVICES

Duplicate the Actions/Services from the prior year LCAP and complete a copy of the following table for each. Duplicate the table as needed.

Action **2**

Actions/Services

PLANNED	ACTUAL
<p style="text-align: center;">Actions/Services</p> <p><u>LAS Program Six Design Components:</u>  <b>Action 1:</b>  <i>R= Research</i>  <i>PD= Professional Development</i>  <b>Action 2:</b>  <b>CD= Curriculum Design</b>  <b>AA= Assessments and Accountability</b>  <b>Action 3:</b>  <i>I= Instruction</i>  <i>SS= Support Structure</i></p> <p><b>CURRICULUM DESIGN</b>  <b>3.1 Ensure curriculum includes leadership and critical thinking components</b></p>	<p>CD 3.1 Ensured curriculum includes leadership and critical thinking components. MS Environmental Science elective class has taken the leadership to establish the school’s amazing garden.</p> <p>CD 3.2 Need to establish systematic expectations on how to include community service projects in curriculum design based on student reflections on survey results (work in progress)</p> <p>AA 4.1 Administered yearly student survey            AA 4.2 Ensured participation in the election process for Student Council Officers and Grade Level Representatives            AA 4.3 Analyzed student achievement in middle school elective courses</p>

<p>3.2 Include community service projects in curriculum design based on student reflections on survey results</p> <p><i>ASSESSMENTS AND ACCOUNTABILITY</i></p> <p>4.1 Administer yearly student survey</p> <p>4.2 Ensure participation in the election process for Student Council Officers and Grade Level Representatives</p> <p>4.3 Analyze student achievement in middle school elective courses</p>	
<p><b>BUDGETED</b> (AA: 4.1, 4.3) \$ 12,918</p>	<p><b>ESTIMATED ACTUAL</b> (AA: 4.1, 4.3) \$15,500</p>

Expenditures

ANALYSIS

Complete a copy of the following table for each of the LEA’s goals from the prior year LCAP. Duplicate the table as needed.

Use actual annual measurable outcome data, including performance data from the LCFF Evaluation Rubrics, as applicable.

Describe the overall implementation of the actions/services to achieve the articulated goal.

**LAS MISSION: #3 LEADERSHIP & CRITICAL THINKING** Application of LAS Mission #1 and #2:  
 Demonstrate leadership skills in order to build bridges between communities and apply critical thinking skills to solve problems, promote social justice, and create change in society

Action/Services Implementation: Partial implementation; there is still a pending need to clearly identify means to document community service related instruction and student actions as well a way to measure its efficacy as reflected in the annual student survey.

Describe the overall effectiveness of the actions/services to achieve the articulated goal as measured by the LEA.

Middle school staff has led the schoolwide focus on student action based leadership experiences. As members of SCOE’s Action Civics training series for the past couple of years, the group, along with their students, participated in the statewide annual showcase of student activism. There is, however, still room for improvement particularly in expanding the program schoolwide.



Explain material differences between Budgeted Expenditures and Estimated Actual Expenditures.

The minimal difference accounts for the estimated actual cost for the year.

Describe any changes made to this goal, expected outcomes, metrics, or actions and services to achieve this goal as a result of this analysis and analysis of the LCFF Evaluation Rubrics, as applicable. Identify where those changes can be found in the LCAP.

The MS Environmental Science elective class along with various stakeholder groups have taken the lead to create an amazing school garden where the synthesis of academics and leadership has blossomed this year.

ACTIONS / SERVICES

Duplicate the Actions/Services from the prior year LCAP and complete a copy of the following table for each. Duplicate the table as needed.

Action **3**

Actions/Services

PLANNED	ACTUAL
<p style="text-align: center;">Actions/Services</p> <p><u><i>LAS Program Six Design Components:</i></u>  <i>Action 1:</i>  <i>R= Research</i>  <i>PD= Professional Development</i>  <i>Action 2:</i>  <i>CD= Curriculum Design</i>  <i>AA= Assessments and Accountability</i>  <b>Action 3:</b>  <b>I= Instruction</b>  <b>SS= Support Structure</b></p> <p><b>INSTRUCTION</b>  <i>5.1 Highlight student led participatory action research projects and events during class</i></p>	<p>I 5.1 Highlighted student led participatory action research projects and events during class (Action Civics)            I 5.2 Continued to ensure multiple opportunities for students to practice critical thinking and collaboration            I 5.3 Continued to offer elective classes in middle school</p> <p>SS 6.1 Coordinated with Parent Council, Parent Association, Student Council groups for collective emphasis on stakeholders active participation in school            SS 6.2 Journalism elective middle school class published newsletter information and articles on leadership and citizenship            SS 6.3 Ensured students’ access to technology and communication venues such as the school website and Blackboard to encourage engagement in leadership and critical thinking</p>

<p>5.2 Ensure multiple opportunities for students to practice critical thinking and collaboration</p> <p>5.3 Offer elective classes in middle school</p> <p><b>SUPPORT STRUCTURE</b></p> <p>6.1 Coordinate with Parent Council, Parent Association, Student Council groups for collective emphasis on stakeholders active participation in school</p> <p>6.2 Publish newsletter information on leadership and citizenship</p> <p>6.3 Ensure students' access to technology and communication venues such as the school website and Connect-Ed to encourage engagement in leadership and critical thinking</p> <p>6.4 Provide opportunities for students to participate in school wide cleaning</p> <p>6.5 Encourage classroom and grade level incentives for those who participate in Student Council sponsored activities</p>	<p>SS 6.4 Provided opportunities for students to participate in school wide cleaning</p> <p>SS 6.5 Encouraged classroom and grade level incentives for those who participated in Student Council sponsored activities</p>
<p><b>BUDGETED</b></p> <p>(I: 5.3, SS: 6.1, 6.2, 6.3, 6.5) \$12,000</p>	<p><b>ESTIMATED ACTUAL</b></p> <p>(I: 5.3, SS: 6.1, 6.2, 6.3, 6.5) \$12,000</p>

Expenditures

ANALYSIS

Complete a copy of the following table for each of the LEA's goals from the prior year LCAP. Duplicate the table as needed.

Use actual annual measurable outcome data, including performance data from the LCFF Evaluation Rubrics, as applicable.

Describe the overall implementation of the actions/services to achieve the articulated goal.

**LAS MISSION: #3 LEADERSHIP & CRITICAL THINKING** Application of LAS Mission #1 and #2:  
 Demonstrate leadership skills in order to build bridges between communities and apply critical thinking skills to solve problems, promote social justice, and create change in society

Describe the overall effectiveness of the actions/services to achieve the articulated goal as measured by the LEA.

Action/Services Implementation: Full implementation with all available resources. LAS reached a milestone this year in establishing its technology infrastructure goal of 1:1 computer device for students in grades 2-8 and classroom teaching and learning experiences have been tremendously changed with greater enthusiasm and curiosity.

Explain material differences between Budgeted Expenditures and Estimated Actual Expenditures.

Because technology infrastructure is still new, a statement of the overall effectiveness of this action would be too preliminary. Consequentially, however, there is an emerging need for creating system-wide behavior expectations re: technology usage in class. Students, however, continue to expand their leadership skills through various schoolwide events, including participating in schoolwide cleaning efforts.

Describe any changes made to this goal, expected outcomes, metrics, or actions and services to achieve this goal as a result of this analysis and analysis of the LCFF Evaluation Rubrics, as applicable. Identify where those changes can be found in the LCAP.

Most of the differences reflect the slight increase in technology device purchases as well as infrastructure set ups such as internet and bandwidth increase and IT consultant supports.

LAS will continue to pursue the stated action/services as stated above.

Complete a copy of the following table for each of the LEA's goals from the prior year LCAP. Duplicate the table as needed.

**Goal 4** **LAS MISSION: #4 LAS SCHOOLWIDE GOALS** School-wide implementation of key infrastructures to support fulfillment of LAS mission

State and/or Local Priorities Addressed by this goal:

STATE  1  2  3  4  5  6  7  8  
COE  9  10  
LOCAL \_\_\_\_\_

[ANNUAL MEASURABLE OUTCOMES](#)

**EXPECTED**

**SP#5: Parent involvement and its role in supporting the fulfillment of LAS**

**Mission**

1. Eighty percent (80%) or above of families complete annual parent survey
2. Families recommend the school to others at 85% or above rating
3. Ninety percent (90%) completion of Parent Student Teacher Compact
4. Families participate in various parent governance venues: Governing Board, Parent Council, Parent Association, Grade Level Representative, Volunteers, Reading Buddies:  
-90% or more of parents participate in election process for parent representatives to various governing bodies: Governing Board, Parent Council, Committees
5. 90% or more of families will show a survey response indicating satisfaction with student(s) progress

**SP#6: Basic services and its role in supporting the fulfillment of LAS Mission**

6. 100% of LAS teachers are highly qualified and are placed in proper teaching assignments
7. LAS utilizes standards-aligned materials which are available to all students
8. LAS, in conjunction with SCUSD, maintains facilities in good repair

**SP#7: Implementation of Common Core State Standards (CCSS) and its role in supporting the fulfillment of LAS Mission**

9. LAS curriculum and assessments are aligned to CCSS within the framework of a dual language immersion program design
10. Conduct on-going research on how to improve CCSS implementation that support ELs and other subgroups
11. Design on-going Professional Development on CCSS, including Understanding by Design (UbD) (*TBD per program availability*) and methods to support ELs

**SP#8: Course access and its role in supporting the fulfillment of LAS Mission**

12. LAS students are enrolled in a broad course of study delineated by Education Code above

**ACTUAL**

SP#5

Item 1: Did not meet; 67% of families completed the annual survey. Of the 67% submitted: 48% paper survey and 19% online.

Item 2: 96% of families stated that they would recommend the school to others.

Item 3: Met goal

Item 4: Partial implementation. (Reading Buddies is no longer being implemented)

Parent Volunteer Hours:

	No. of Families	FY18	FY17	FY16	FY15
<b>Total No. of Volunteer Hours Reported</b>		4930.5	3947	2948	3144
<b>Number of LAS Families</b>	395	395	374	361	347
<b>% Families with No Hours</b>	150	38	44	48	48
<b>% Families with Some Hours</b>	129	33	29	26	38
<b>% Families that Met 20 Hours</b>	116	29	27	25	14

The trends on volunteerism are positive:

- Total volunteer hours increased - to be expected as our number of families increase
- Families with No Hours have gone down

13. As a result of LAS dual language immersion program design, LAS students receive instruction equivalent to advanced level of foreign language study in non-dual immersion educational programs
14. Facilitate transition of LAS Graduates to local high schools – 90% implementation

• Families who met hours or have some hours has gone up!

Governing Board Elections Voter Participation:

2014-15:

(Goal 80% or above) Did not meet goal 8/2015: 69% 10/2015: 47%

2015-16:

(Goal 85% or above) Did not meet goal; **Improved 5/2016: 70% 6/2016=\*74% (\*Highest record)**

Goal 16-17:

(Goal 90% or above) Did not meet goal; 6/2017 = 62%

Goal 17-18:

(Goal 90% or above) Did not meet goal; 5/2018 = 57%

Item 5:

80% or more of families will show a survey response indicating satisfaction with student(s) progress (Historically at 93% or above)

**2014-15 (Goal 80% or above)**

Q: Satisfied with Spanish Progress: Met goal 95%

Q: Satisfied with English Progress: Met goal 92%

Q: Satisfied with development in Critical Thinking: Met goal 91%

Q; Satisfied with development in Creative Thinking: Met goal 83%

**2015-16 (Goal 85% or above)**

Q: Satisfied with Spanish Progress: Met goal 96%

Q: Satisfied with English Progress: Met goal 93%

Q: Satisfied with development in Critical Thinking: Met goal 95%

Q: Satisfied with development in Creative Thinking: Met goal 92%

**2016-17 (Goal 90% or above)**

Q: Satisfied with Spanish Progress: Met goal 97%

Q: Satisfied with English Progress: Met goal 98%

Q: Satisfied with development in Critical Thinking: Met goal 98%

Q: Satisfied with development in Creative Thinking: Met goal 99%

**2017-18 (Goal 90% or above)**

Q: Satisfied with Spanish Progress: Met goal 97%

Q: Satisfied with English Progress: Met goal 93%

Q: Satisfied with development in Critical Thinking: Met goal 97%

Q: Satisfied with development in Creative Thinking: Met goal 96%

SP#6 All three goals are met

SP#7 All three goals are met; LAS is researching current state adopted curriculum for Social Studies and Science (#11- LAS has not revisited UbD implementation)

SP#8 All three goals are met; LAS is looking into the core building improvement for the upcoming year FY19

ACTIONS / SERVICES

Duplicate the Actions/Services from the prior year LCAP and complete a copy of the following table for each. Duplicate the table as needed.

Action **1**

Actions/Services

PLANNED	ACTUAL
<p style="text-align: center;">Actions/Services</p> <p><u>LAS Program Six Design Components:</u>  <b>Action 1:</b>  <b>R= Research</b>  <b>PD= Professional Development</b>            Action 2:            CD= Curriculum Design            AA= Assessments and Accountability            Action 3:            I= Instruction            SS= Support Structure</p>	<p>R 1.1 School leadership continues to research and establish rigorous hiring process            R 1.2 Curriculum Design Team (CDT) Committee continues to research and obtain updated standards aligned materials            R 1.3 School leadership and CDT Committee continue to assess curriculum, assessments and professional development needs and create an action plan to address them            R 1.4 School leadership, CDT Committee, and the faculty continue to annually review course requirements and curriculum and</p>

## RESEARCH

- 1.1 School leadership researches and establishes rigorous hiring process
- 1.2 Curriculum Design Team (CDT) Committee researches and obtains updated standards aligned materials
- 1.3 School leadership and CDT Committee assess curriculum, assessments and professional development needs and create an action plan to address them
- 1.4 School leadership, CDT Committee, and the faculty annually review course requirements and curriculum and ensure LAS students are offered a broad course of study with effective dual language instruction

## PROFESSIONAL DEVELOPMENT

- 2.1 Ensure all faculty are highly qualified
- 2.2 Ensure all full-time faculty members attend Professional Development delineated for the year
- 2.3 School leadership attends new accountability and assessment training from CDE and charter organizations
- 2.4 Faculty receives on-going training on EL teaching methodology
- 2.5 Implement an extensive professional development:
  - Data analysis
  - CCSS
  - Expository Reading and Writing Course (ERWC)
  - Designing CCSS redefined rubrics, and differentiation
  - ROPES

ensure LAS students are offered a broad course of study with effective dual language instruction

- PD 2.1 Ensured all faculty are highly qualified
- PD 2.2 Ensured all full-time faculty members attend Professional Development delineated for the year
- PD 2.3 School leadership attended new accountability and assessment training from CDE and charter organizations
- PD 2.4 Need to revisit training on EL teaching methodology; Provided ELD and ELPAC professional development in FY18
- PD 2.5 Implemented an extensive professional development:
  - Data analysis
  - CCSS Math and ELA
  - Expository Reading and Writing Course (ERWC) (did not have training in 2016-17)
  - Designing CCSS redefined rubrics, and differentiation
  - ROPES (did not have training in 2016-17)
  - PBIS
  - Writer's Workshop
  - Reader's Workshop

	-PBIS -Writer's Workshop -Reader's Workshop	
Expenditures	BUDGETED (R: 1.1, 1.2, 1.3 PD: 2.1, 2.3, 2.4, 2.5) \$13,867	ESTIMATED ACTUAL (R: 1.1, 1.2, 1.3 PD: 2.1, 2.3, 2.4, 2.5) \$20,331

ANALYSIS

Complete a copy of the following table for each of the LEA's goals from the prior year LCAP. Duplicate the table as needed.

Use actual annual measurable outcome data, including performance data from the LCFF Evaluation Rubrics, as applicable.

Describe the overall implementation of the actions/services to achieve the articulated goal.

**LAS MISSION: #4 LAS SCHOOLWIDE GOALS** School-wide implementation of key infrastructures to support fulfillment of LAS mission

Action/Services Implementation: Full implementation with all available resources (Note: ERWC and ROPES PD training were not offered this year due to the focus on Writers Workshop implementation initiative.

Describe the overall effectiveness of the actions/services to achieve the articulated goal as measured by the LEA.

LAS effectively implemented the actions/services noted above and this is evident based on the consistent academic growth as evidenced by the external and internal accountability data stated in Goal 1. There is one area of need regarding the internet use dependability school-wide, particularly, during heavy use such as state online examination months.

Explain material differences between Budgeted Expenditures and Estimated Actual Expenditures.

Slight differences reflect estimated actual costs for this action/service item.

Describe any changes made to this goal, expected outcomes, metrics, or actions and services to achieve this goal as a result of this analysis and analysis of the LCFF Evaluation Rubrics, as applicable. Identify where those changes can be found in the LCAP.

LAS will continue to pursue the stated action/services as stated above.



ACTIONS / SERVICES

Duplicate the Actions/Services from the prior year LCAP and complete a copy of the following table for each. Duplicate the table as needed.

Action **2**

Actions/Services

Expenditures

PLANNED	ACTUAL
<p style="text-align: center;">Actions/Services</p> <p><u>LAS Program Six Design Components:</u>  <b>Action 1:</b>  <i>R= Research</i>  <i>PD= Professional Development</i>  <b>Action 2:</b>  <b>CD= Curriculum Design</b>  <b>AA= Assessments and Accountability</b>  <b>Action 3:</b>  <i>I= Instruction</i>  <i>SS= Support Structure</i></p> <p>CURRICULUM DESIGN            3.1 Integrate CCSS in yearlong backwards planning            3.2 Ensure use of state approved standards based Materials</p> <p>ASSESSMENTS AND ACCOUNTABILITY            4.1 Administer yearly parent surveys            4.2 Completion of Parent - Student - Teacher Compact            4.3 Administer student and parent surveys and analysis of responses pertinent to materials, facilities, and teacher performance</p>	<p>CD 3.1 Continue learning how to Integrate CCSS in yearlong backwards planning (work in progress); Created a goggle doc delineating writing tasks for the entire year for Grades TK-8.            CD 3.2 Ensured use of state approved standards based materials. Expanded budget for classrooms libraries.</p> <p>AA 4.1 Administered yearly parent surveys            AA 4.2 Families completed Parent - Student - Teacher Compact            AA 4.3 Administered student and parent surveys and analysis of responses pertinent to materials, and teacher performance. There is a need to revisit the surveys to address facilities.</p>
<p><b>BUDGETED</b>            (CD: 3.1, 3.2 AA: 4.1) \$23,638</p>	<p><b>ESTIMATED ACTUAL</b>            (CD: 3.1, 3.2 AA: 4.1) \$21,220</p>

ANALYSIS

Complete a copy of the following table for each of the LEA’s goals from the prior year LCAP. Duplicate the table as needed.

Use actual annual measurable outcome data, including performance data from the LCFF Evaluation Rubrics, as applicable.

Describe the overall implementation of the actions/services to achieve the articulated goal.

**LAS MISSION: #4 LAS SCHOOLWIDE GOALS** School-wide implementation of key infrastructures to support fulfillment of LAS mission

Action/Services Implementation: Full implementation with all available resources.

Describe the overall effectiveness of the actions/services to achieve the articulated goal as measured by the LEA.

Effective implementation of actions/services on this item has contributed to the overall growth in academic achievement for students this year. Consequently, teachers have increased collaboration and articulation about student reading levels and writing proficiency. Moreover, LAS continues to thrive as a learning community as it solicits feedback from its stakeholders on an annual basis.

Explain material differences between Budgeted Expenditures and Estimated Actual Expenditures.

Most of the differences on this category reflect budget items such as purchase of General Ed adopted textbooks and core curriculum materials, instructional materials and supplies, office supplies as well as SPED textbook purchases.

Describe any changes made to this goal, expected outcomes, metrics, or actions and services to achieve this goal as a result of this analysis and analysis of the LCFF Evaluation Rubrics, as applicable. Identify where those changes can be found in the LCAP.

LAS will continue to implement the actions/services delineated above. It will also expand school surveys to include more specific questions regarding facilities for the future.

ACTIONS / SERVICES

Duplicate the Actions/Services from the prior year LCAP and complete a copy of the following table for each. Duplicate the table as needed.

PLANNED	ACTUAL
<p style="text-align: center;">Actions/Services</p> <p><u>LAS Program Six Design Components:</u>  <b>Action 1:</b>  <i>R= Research</i>  <i>PD= Professional Development</i>  <b>Action 2:</b>  <i>CD= Curriculum Design</i>  <i>AA= Assessments and Accountability</i>  <b>Action 3:</b>  <i>I= Instruction</i>  <i>SS= Support Structure</i></p> <p>INSTRUCTION</p> <p>5.1 Implement Understanding by Design (UbD) principles in curriculum/instruction planning (TBD per availability)</p> <p>SUPPORT STRUCTURE</p> <p>6.1 Coordinate with Parent Council, Parent Association, Student Council groups for collective emphasis on stakeholders active participation in school</p> <p>6.2 Publish list of differentiated opportunities for parental involvement</p> <p>6.3 Designate time for parent representatives to meet with school leadership for feedback</p> <p>6.4 School leaders conduct regular walk through of facilities</p> <p>6.5 Facilities Committee conducts an annual facilities checklist survey; process still needs to be formalized</p>	<p>I 5.1 Need to review how to integrate CCSS into implementing Understanding by Design (UbD) principles in curriculum/instruction planning (work in progress)</p> <p>SS 6.1 Coordinated with Parent Council, Parent Association, and Student Council groups for collective emphasis on stakeholders' active participation in school.</p> <p>SS 6.2 Published list of differentiated opportunities for parental involvement, including attending the parent workshops at the end of the year in preparation for their child's upcoming grade level; provided PIQUE training for interested families in the fall of 2017</p> <p>SS 6.3 Designated time for parent representatives to meet with school leadership for feedback</p> <p>SS 6.4 School leaders conducted regular walk through of facilities</p> <p>SS 6.5 Need consistent Facilities Committee annual facilities checklist survey (work in progress)</p> <p>SS 6.6 Middle school faculty conducted its annual Senderos al Éxito (SALE) Parent Meetings that support LAS graduates' transition to high school programs</p> <p>SS 6.7 LAS conducted articulation meetings with local high schools to ensure smooth LAS graduates transition to 9<sup>th</sup> grade.</p> <p>SS 6.8 Continued to ensure technology infrastructure is compatible with CCSS implementation. Expanded technology budget to increase student to computer ratio of 1:1 from Grades 2-8. Expanded schoolwide bandwidth to double capacity to meet usage needs. Established Google school accounts.</p>

6.6 Middle school faculty conducts Senderos al Éxito (SALE) Parent Meetings that support LAS graduates' transition to high school programs

6.7 LAS will annually conduct articulation meetings with local high schools to ensure smooth LAS graduates transition to 9th grade.

6.8 Ensure technology infrastructure is compatible with CCSS implementation needs

**BUDGETED**  
(I: 5.1, SS: 6.1, 6.5, 6.6, 6.7, 6.8) \$ 1,246,717

**ESTIMATED ACTUAL**  
(I: 5.1, SS: 6.1, 6.5, 6.6, 6.7, 6.8) \$ 1,439,464 [\(Title 1: \\$500, OC: 5804\)](#)

Expenditures

ANALYSIS

Complete a copy of the following table for each of the LEA's goals from the prior year LCAP. Duplicate the table as needed.

Use actual annual measurable outcome data, including performance data from the LCFF Evaluation Rubrics, as applicable.

Describe the overall implementation of the actions/services to achieve the articulated goal.

**LAS MISSION: #4 LAS SCHOOLWIDE GOALS** School-wide implementation of key infrastructures to support fulfillment of LAS mission

Action/Services Implementation: Partial implementation; there is a need to establish a formal facilities checklist for evaluation purposes. Moreover, UbD was not implemented this year.

Describe the overall effectiveness of the actions/services to achieve the articulated goal as measured by the LEA.

Seven out of the nine actions/services stated above was fully implemented and have been effective in moving toward meeting Goal 4.

Explain material differences between Budgeted Expenditures and Estimated Actual Expenditures.

The major differences reflect the changes in budgeting allocation from previous year's LCAP to the end of the year-estimated actuals. The actuals include all other instrumental personnel including classified staff: salaries and compensations, which were not previously accounted for on this action/service item.

Describe any changes made to this goal, expected outcomes, metrics, or actions and services to achieve this goal as a result of this analysis and analysis of the LCFF Evaluation Rubrics, as applicable. Identify where those changes can be found in the LCAP.

LAS will continue to implement the stated actions/services above with hope to meet expectations of Goal 4. Moreover, LAS is looking into adding an administrative support staff who can assist in various school-wide focus such as assessments and parent engagement.

## Stakeholder Engagement

LCAP Year  2017–18  2018–19  2019–20

### INVOLVEMENT PROCESS FOR LCAP AND ANNUAL UPDATE

How, when, and with whom did the LEA consult as part of the planning process for this LCAP/Annual Review and Analysis?

**WHAT – WHEN - WHERE:**

*ITEM 1: LAS Community Survey Distribution*

April 16 –May 11, 2018

LAS

*ITEM 2: LCAP available on LAS Website for Feedback*

By June 4, 2018

online at: [www.lasac.info](http://www.lasac.info)

LCAP Stakeholder Outreach and Consultation Dates 2017-2018:

Stakeholder Group	Date
Governing Board Meeting and Retreat	2017: 8/18 , 9/15, 10/20, 12/1 2018: 2/16, 3/16, 4/20, 5/18, 6/15
Parent Council Meeting/PC Executive Group	2017: 9/7, 10/5, 11/2, 12/7 2018: 2/7, 3/7, 4/5, 5/3
Parent Association Meeting and ELAC Meeting	2017: 9/13, 10/11, 11/8    2018: 2/14, 3/14, 4/11, 5/3

Staff Meeting and PD Meetings	2017: 9/21, 10/12, 11/9, 12/14, 2018: 1/11, 2/8, 3/8, 4/6, 5/10, 5/18
CDT Committee Meeting	2017: 10/5, 12/7 2018: 1/17, 2/1, 3/1, 4/5

*ITEM 3: LAS Public Hearing*  
*Public comments are welcome at all monthly*  
*Governing Board Meetings*  
 Friday, May 18, 2018 and June 15, 2018 @ 5:30PM  
 LAS - 2850 49<sup>th</sup> Street, Sacramento, CA 95826

For more information call: 916.277.7137

#### IMPACT ON LCAP AND ANNUAL UPDATE

How did these consultations impact the LCAP for the upcoming year?

LAS community’s LCAP work has definitely become more in-depth with each passing year both at the participation level and the collective knowledge level. LAS continued its structure from the previous years and created an LCAP Advisory group in the fall composed of members from the Parent Council and Parent Association groups as well as representatives from the English Language Advisory Council (ELAC). This group took the lead of meeting and learning 5 Key Learning Points to share, discuss, and problem solve with various stakeholders during stakeholder meetings. After each session, participants completed “What I Know” and “What I Want to Know” form. Data from these forms was presented at board meetings has provided the board discussion regarding LCAP updates as well as charter renewal work.

The following lists the milestones of LAS LCAP work for 2017-18:

- 1) Stakeholders received baseline data regarding student achievement in English from the CAASPP SBAC results in spring 2017. With spring 2017 CAASPP results, LAS had three years of achievement data to use to refine the school’s metrics for external accountability of student achievement in English, in the context of a dual immersion program.
- 2) LAS is currently researching the statewide trends in terms of the correlation between English learners SBAC performance and the new language exam ELPAC.. This is a critical task in fine tuning redesignation criteria for students, particularly for those in the upper grades.
- 3) LAS teaching staff has created support structures and/or task forces in order to advance the school’s internal accountability goals.
  - a. Homework expectations school-wide
  - b. Designing schoolwide implementation plan for DRA/EDL– a reading assessment. There is also a need to fine tune assessment agreements for students in Gr6-Gr8.
  - c. Designing schoolwide implementation plan for writing assessment.
- 4) There has been a greater staff awareness of LCFF as a funding equivalent of the LCAP and its significance in relations to the schools overall budget.

- 5) A continuation from previous year, LAS LCAP Advisory group members facilitated small group learning sessions and recorded, “What I Know” and “What I Want to Know,” comments from attendees during the monthly Parent Association, Parent Council, and Staff meetings.
- 6) As of June 2018, LAS has collected 317 (Yr1: 88, Yr2: 94, Yr3: 88, and Yr4: 47) “What I Know” and 263 (Yr1: 108, Yr2: 75, Yr3: 36 and Yr4: 43) “What I Want to Know” statements. Thus far, 580 total comments have been verified and responded to. Also, the document compiling all of this information has been shared to the public both in English and in Spanish via monthly board meetings and LAS website.
- 7) An emerging theme from the stakeholder comments is the area of COMMUNICATION. There is a need to improve on ways to communicate with families, particularly regarding forms that need parent feedback – i.e. ballots, surveys, etc.

# Goals, Actions, & Services

## Strategic Planning Details and Accountability

Complete a copy of the following table for each of the LEA's goals. Duplicate the table as needed.

New
  Modified
  Unchanged

<b>Goal</b>  <u>1</u>	<b>LAS MISSION: #1 BILITERACY</b> Students will utilize bilingual (Spanish and English) academic knowledge and skills in real-world situations and diverse settings.
-----------------------------	---

State and/or Local Priorities Addressed by this goal:

STATE  1  2  3  4  5  6  7  8  
 COE  9  10  
 LOCAL \_\_\_\_\_

Identified Need

Students need high quality bilingual classroom instruction, curriculum, and assessments.

EXPECTED ANNUAL MEASURABLE OUTCOMES

Metrics/Indicators	Baseline	2017-18	2018-19
Refer to data from Annual Update Section		<b>PREMISES FOR DATA ANALYSIS (PDA)</b> <ol style="list-style-type: none"> <li>LAS will meet or exceed the state API targets for school wide and LAS significant subgroups</li> <li>LAS will meet or exceed new goals upon the official implementation of the new state assessments: Smarter Balanced Tests and English Language Proficiency Assessments (ELPAC)</li> </ol>	<b>PREMISES FOR DATA ANALYSIS (PDA)</b> <ol style="list-style-type: none"> <li>LAS will meet or exceed the state API targets for school wide and LAS significant subgroups, within the framework of the LAS 3 Stages of Biliteracy continuum.</li> <li>LAS will meet or exceed new goals upon the official implementation of the new state assessments: CAASPP and ELPAC, within the</li> </ol>



3. LAS will meet or exceed the 2014-2015 baseline data of the Smarter Balanced Tests
4. End of Gr 5 standardized test in English data will serve as baseline for Gr 6 -8 students' progress
5. End of Grade Level Span CELDT goals will be assessed in the fall of the following year- meet or exceed goals
6. Students who do not reach grade level benchmarks receive academic intervention, targeting skills and strategies necessary to meet this goal.

**SP#1: Student achievement and biliteracy for all students**

**Based on the LAS Biliteracy Grade Span Progression Measurable Outcomes – EXTERNAL Accountability (See LAS Charter page 59, Figure: 28)**

**STAGE 1: Emerging Biliteracy (Gr K-3)**

**STAGE 2: Expanding Biliteracy (Gr 4-6)**

**STAGE 3: Full Biliteracy (Gr 7-8)**

STAGE 1 Emerging Biliteracy Grades K-3

1.1 (ENGLISH) 80% of all EL students will be at:

- a. Intermediate level or above in the listening and speaking sections and;
- b. Early Intermediate level or above in the reading and writing sections of the CELDT by the end of Stage 1

STAGE 2 Expanding Biliteracy Grades 4-6

2.1 (ENGLISH) 80% of all EL students will be at:

- a. Early Advanced level or above in listening and speaking sections and;
- b. Intermediate level or above in the reading and writing sections of the CELDT by the end of Stage 2

2.2 (ENGLISH) 70% or more of all Gr 6 students will demonstrate growth on the Smarter Balanced Tests (See PDA 3-5)

2.3 (ENGLISH) 70% or more of students in identified subgroups will demonstrate growth on the Smarter Balanced Tests (See PDA 3-5) \*SED\*Latino\*SWD \*EL

framework of the LAS 3 Stages of Biliteracy continuum.

3. End of Gr 5 standardized test in English data will serve as baseline for Gr 6 -8 students' progress. There will be a consistent increase in the percentage of students who demonstrate growth on CAASPP per Difference from Level 3 (DF3) definition.
4. End of Grade Level Span ELPAC goals will be assessed in the fall of the following year. ELPAC goals will guide the monitoring of EL progression based on LAS 3 Stages of Biliteracy continuum
5. Students who do not reach grade level benchmarks receive academic intervention, targeting skills and strategies necessary to meet stated goals.

**SP#1: Student achievement and biliteracy for all students**

**Based on the LAS Biliteracy Grade Span Progression Measurable Outcomes – EXTERNAL Accountability (See LAS Charter page 59, Figure: 28)**

**STAGE 1: Emerging Biliteracy (Gr K-3)**

**STAGE 2: Expanding Biliteracy (Gr 4-6)**

**STAGE 3: Full Biliteracy (Gr 7-8)**

STAGE 1 Emerging Biliteracy Grades K-3

1.1 (ENGLISH) 80% of all EL students will be at:

- a. TBD (per ELPAC) in the listening and speaking sections and;
- b. TBD (per ELPAC) in the reading and writing sections of the ELPAC by the end of Stage 1

STAGE 2 Expanding Biliteracy Grades 4-6

2.1 (ENGLISH) 80% of all EL students will be at:

- a. TBD (per ELPAC) above in listening and speaking sections and;

STAGE 3 Full Biliteracy Grades 7-8

3.1 (ENGLISH) 90% or more of EL students will be reclassified by the end of Stage 3

3.2 (ENGLISH) 70% or more of all students will demonstrate growth on the Smarter Balanced Tests (See PDA 3-5)

3.3 (ENGLISH) 70% or more of students in identified subgroups will demonstrate growth on the Smarter Balanced Tests (See PDA 3-5) \*SED\*Latino\*SWD \*EL

**SP#3: Other student outcomes and biliteracy for all students**

**Based on the LAS Biliteracy Grade Span Progression Measurable Outcomes – INTERNAL Accountability (See LAS Charter page 58, Figure: 27)**

**STAGE 1: Emerging Biliteracy (Gr K-3)**

**STAGE 2: Expanding Biliteracy (Gr 4-6)**

**STAGE 3: Full Biliteracy (Gr 7-8)**

STAGE 3: Full Biliteracy (Gr 7-8)

3.1A (SPANISH) 80% or more of all students will show progress on internal benchmark assessments

3.1B (ENGLISH) 80% or more of all student will show progress on internal benchmark assessments

3.2 (SPANISH and ENGLISH) 85% or more of all students will earn a passing grade of C or above in their courses

**SP#7: Full implementation of Common Core State Standards (CCSS) and aligned English Language Alignment of (ELD)**

**Standards within the dual immersion context to ensure biliteracy for all students**

1. 100% of teachers trained in basics of CCSS & ELD & NGSS as applicable to their grade
2. Implement the tool to measure CCSS/ELD/NGSS implementation; 100% of classes

b. TBD (per ELPAC) in the reading and writing sections of the ELPAC by the end of Stage 2

2.2 (ENGLISH) 70% or more of all Gr 6 students will demonstrate growth on the CAASPP per DF3

2.3 (ENGLISH) 70% or more of students in identified subgroups will demonstrate growth on the CAASPP per DF3 \*SED\*Latino\*SWD \*EL

STAGE 3 Full Biliteracy Grades 7-8

3.1 (ENGLISH) TBD (per ELPAC) XX% or more of EL students will be reclassified by the end of Stage 3

3.2 (ENGLISH) 70% or more of all students will demonstrate growth on the CAASPP per DF3

3.3 (ENGLISH) 70% or more of students in identified subgroups will demonstrate growth on the CAASPP per DF3 \*SED\*Latino\*SWD \*EL

**SP#3: Other student outcomes and biliteracy for all students**

**Based on the LAS Biliteracy Grade Span Progression Measurable Outcomes – INTERNAL Accountability (See LAS Charter page 58, Figure: 27)**

**STAGE 1: Emerging Biliteracy (Gr K-3)**

**STAGE 2: Expanding Biliteracy (Gr 4-6)**

**STAGE 3: Full Biliteracy (Gr 7-8)**

STAGE 3: Full Biliteracy (Gr 7-8)

3.1A (SPANISH) 80% or more of all students will show progress on internal benchmark assessments

3.1B (ENGLISH) 80% or more of all student will show progress on internal benchmark assessments

3.2 (SPANISH and ENGLISH) 85% or more of all students will earn a passing grade of C or above in their courses

**SP#7: Full implementation of Common Core State Standards (CCSS) and aligned English Language Alignment of (ELD) Standards within the dual immersion context to ensure biliteracy for all students**

- |  |  |  |  |  |
|--|--|--|--|--|
|  |  |  | <ol style="list-style-type: none"><li>1. 100% of teachers trained in basics of CCSS &amp; ELD &amp; NGSS as applicable to their grade</li><li>2. Implement the tool to measure CCSS/ELD/NGSS implementation; 100% of classes</li></ol> |  |
|--|--|--|--|--|

[PLANNED ACTIONS / SERVICES](#)

Complete a copy of the following table for each of the LEA's Actions/Services. Duplicate the table, including Budgeted Expenditures, as needed.

Action **1**

For Actions/Services not included as contributing to meeting the Increased or Improved Services Requirement:			
<u>Students to be Served</u>	<input checked="" type="checkbox"/> All	<input type="checkbox"/> Students with Disabilities	<input type="checkbox"/> [Specific Student Group(s)] _____
<u>Location(s)</u>	<input type="checkbox"/> All schools	<input type="checkbox"/> Specific Schools: _____	<input type="checkbox"/> Specific Grade spans: _____

OR

For Actions/Services included as contributing to meeting the Increased or Improved Services Requirement:			
<u>Students to be Served</u>	<input checked="" type="checkbox"/> English Learners	<input type="checkbox"/> Foster Youth	<input checked="" type="checkbox"/> Low Income
<u>Scope of Services</u>	<input checked="" type="checkbox"/> LEA-wide	<input type="checkbox"/> Schoolwide	OR <input type="checkbox"/> Limited to Unduplicated Student Group(s)
<u>Location(s)</u>	<input type="checkbox"/> All schools	<input type="checkbox"/> Specific Schools: _____	<input type="checkbox"/> Specific Grade spans: _____

[ACTIONS/SERVICES](#)

<b>2017-18</b>	<b>2018-19</b>
<input type="checkbox"/> New <input checked="" type="checkbox"/> Modified <input type="checkbox"/> Unchanged	<input type="checkbox"/> New <input checked="" type="checkbox"/> Modified <input type="checkbox"/> Unchanged
<p><u>LAS Program Six Design Components:</u>  <b>Action 1:</b>  <b>R= Research</b>  <b>PD= Professional Development</b>            Action 2:            CD= Curriculum Design            AA= Assessments and Accountability            Action 3:            I= Instruction            SS= Support Structure</p> <p>RESEARCH</p>	<p style="text-align: right;">Actions/Services</p> <p><u>LAS Program Six Design Components:</u>  <b>Action 1:</b>  <b>R= Research</b>  <b>PD= Professional Development</b>            Action 2:            CD= Curriculum Design            AA= Assessments and Accountability            Action 3:            I= Instruction            SS= Support Structure</p>

1.1 Analyze achievement data by school- wide, grade level and subgroups: SED, Latino, SWD and ELs (Foster youth number at LAS does not qualify as numerically significant.)

1.2 Continued study on most recent two-way immersion research and its efficacy for all students, including the subgroups above

1.3 Research and/or use of standardized Spanish assessments

**PROFESSIONAL DEVELOPMENT**

2.1 Provide differentiated professional development (Training - Coaching - Mentoring) in the following, but not limited to:

- Data analysis (API, Benchmarks)
- Common Core State Standards (CCSS)
- Expository Reading and Writing Training such as (ERWC)
- Designing CCSS redefined rubrics
- Differentiated Instruction
- PBIS
- Writer’s Workshop
- Reader’s Workshop
- DRA/EDL Assessments
- 

**RESEARCH**

1.1 Research CAASPP DF3 and ELPAC Performance Levels and analyze achievement data within the framework of the LAS 3 Stage of Biliteracy continuum: school- wide, grade level, and subgroups: SED, Latino, SWD and ELs (Foster youth number at LAS does not qualify as numerically significant.)

1.2 Continued study on most recent two-way immersion research and its efficacy for all students, including the subgroups above

1.3 Research and/or use of standardized Spanish assessments

**PROFESSIONAL DEVELOPMENT**

2.2 Provide differentiated professional development (Training - Coaching - Mentoring) in the following, but not limited to:

- Data analysis (External and Internal Accountability Metrics)
- Common Core State Standards (CCSS)
- Expository Reading and Writing Training such as (ERWC)
- Designing CCSS redefined rubrics
- Differentiated Instruction
- PBIS
- Writer’s Workshop
- Reader’s Workshop
- DRA/EDL Assessments

**BUDGETED EXPENDITURES**

**2017-19**

**Amount**

(R-1.1, 1.2, 1.3 PD-2.1) \$24,867

**Source**

EPA, LCFF Base, Supplemental, Title\_2

**Budget Reference**

Object: 1000, 4000, 5000

**2018-19**

\$43,766 ([Title 1: \\$6,450, OC:1101; Title 2: \\$3,916, OC:5863](#) and [\\$2,700 OC:5864](#))

EPA, LCFF Base, Supplemental, Title [1](#) and ~~Title 2~~

Object: 1000, 4000, 5000

Complete a copy of the following table for each of the LEA's Actions/Services. Duplicate the table, including Budgeted Expenditures, as needed.

Action **2**

For Actions/Services not included as contributing to meeting the Increased or Improved Services Requirement:

Students to be Served  All  Students with Disabilities  [Specific Student Group(s)] \_\_\_\_\_

Location(s)  All schools  Specific Schools: \_\_\_\_\_  Specific Grade spans: \_\_\_\_\_

OR

For Actions/Services included as contributing to meeting the Increased or Improved Services Requirement:

Students to be Served  English Learners  Foster Youth  Low Income

Scope of Services  LEA-wide  Schoolwide **OR**  Limited to Unduplicated Student Group(s)

Location(s)  All schools  Specific Schools: \_\_\_\_\_  Specific Grade spans: \_\_\_\_\_

ACTIONS/SERVICES

**2017-18**

**2018-19**

<input type="checkbox"/> New <input checked="" type="checkbox"/> Modified <input type="checkbox"/> Unchanged	<input type="checkbox"/> New <input checked="" type="checkbox"/> Modified <input type="checkbox"/> Unchanged
<p style="text-align: center;">Actions/Services</p> <p><u>LAS Program Six Design Components:</u>                      Action 1:                      R= Research                      PD= Professional Development                      Action 2:                      CD= Curriculum Design                      AA= Assessments and Accountability                      Action 3:                      I= Instruction                      SS= Support Structure</p> <p>CURRICULUM DESIGN</p>	<p style="text-align: center;">Actions/Services</p> <p><u>LAS Program Six Design Components:</u>                      Action 1:                      R= Research                      PD= Professional Development                      Action 2:                      CD= Curriculum Design                      AA= Assessments and Accountability                      Action 3:                      I= Instruction                      SS= Support Structure</p> <p>CURRICULUM DESIGN</p>

3.1 Use of CCSS aligned core and supplementary materials  
 3.2 Design ELD lessons aligned with the ELD Standards and the CCSS and based on assessment results – i.e. CELDT  
 3.3 Create yearlong backward plans for curriculum  
 3.4 Implement Understanding by Design (UbD) principles in curriculum/instructional planning (Not applicable for 2016-17)  
 3.5. Implementation of Systematic Instruction in Phonological Awareness, Phonics, and Sight Words (SIPPS) (Gr3-Gr4)

**ASSESSMENTS AND ACCOUNTABILITY**

4.1 Administer and analyze Curriculum Design Team (CDT) defined language level diagnostic assessments for Spanish learners and ELs (DRA/EDL reading assessments)  
 4.2 Administer CDT defined curriculum and benchmark assessments  
 4.3 Participate in World-Class Instructional Design and Assessment (WIDA) Field test Prueba Óptima del Desarrollo del Español Realizado (PODER) and Prueba Útil y Eficaz del Desarrollo del Español (PUEDE) for Grades K- 2 (if available)

3.1 Use of CCSS aligned core and supplementary materials  
 3.2 Design ELD lessons aligned with the ELD Standards and the CCSS and based on assessment results – i.e. ELPAC  
 3.3 Create yearlong backward plans for curriculum

**ASSESSMENTS AND ACCOUNTABILITY**

4.1 Administer and analyze Curriculum Design Team (CDT) defined language level diagnostic assessments for Spanish learners and ELs (DRA/EDL reading assessments)

**BUDGETED EXPENDITURES**

**2017-18**

Amount	(CD: 3.1, 3.2, 3.3 AA- 4.1, 4.2) \$74,753
Source	LCFF Base, Supplemental, Concentration
Budget Reference	Object: 4000, 5000

**2018-19**

Amount	\$115,081 ( <a href="#">Title 1: \$35,000, OC:4200</a> )
Source	LCFF Base, Supplemental, Concentration, <a href="#">Title 1</a>
Budget Reference	Object: 4000, 5000

Complete a copy of the following table for each of the LEA's Actions/Services. Duplicate the table, including Budgeted Expenditures, as needed.

Action **3**

For Actions/Services not included as contributing to meeting the Increased or Improved Services Requirement:

Students to be Served

All  Students with Disabilities  [Specific Student Group(s)] \_\_\_\_\_

Location(s)

All schools  Specific Schools: \_\_\_\_\_  Specific Grade spans: \_\_\_\_\_

OR

For Actions/Services included as contributing to meeting the Increased or Improved Services Requirement:

Students to be Served

English Learners  Foster Youth  Low Income

Scope of Services

LEA-wide  Schoolwide **OR**  Limited to Unduplicated Student Group(s)

Location(s)

All schools  Specific Schools: \_\_\_\_\_  Specific Grade spans: \_\_\_\_\_

ACTIONS/SERVICES

**2017-18**

**2018-19**

New  Modified  Unchanged

New  Modified  Unchanged

Actions/Services

Actions/Services

LAS Program Six Design Components:

Action 1:

R= Research

PD= Professional Development

Action 2:

CD= Curriculum Design

AA= Assessments and Accountability

**Action 3:**

**I= Instruction**

**SS= Support Structure**

INSTRUCTION

5.1 Implementation of CCSS aligned core curriculum

LAS Program Six Design Components:

Action 1:

R= Research

PD= Professional Development

Action 2:

CD= Curriculum Design

AA= Assessments and Accountability

**Action 3:**

**I= Instruction**

**SS= Support Structure**

INSTRUCTION

5.1 Implement CCSS aligned core curriculum



5.2 Incorporate basic math concepts (mental math and basic measurements) during PE instruction

5.3 Utilize second language learning strategies trainings such as SDAIE, SIOP

**SUPPORT STRUCTURE**

6.1 Extensive student support structures (Examples: differentiated instruction, tutoring, summer school, extended day remediation and acceleration)

6.2 School-wide agreements on homework expectation

6.3 100% of middle school SWDs who need extra study skills support will receive assistance

6.4. Implement LAS Interventions Model: Multi-Tier Systems of Support (MTSS) and Individual Progress Team (IPT)

5.2 Incorporate basic math concepts (mental math and basic measurements) during PE instruction

5.3 Utilize second language learning strategies trainings such as SDAIE, GLAD

**SUPPORT STRUCTURE**

6.1 Extensive student support structures (Examples: differentiated instruction, tutoring, summer school, extended day remediation and acceleration, year round intervention cycles)

6.2 School-wide agreements on homework expectation

6.3 100% of middle school SWDs who need extra study skills support will receive assistance

6.4. Implement LAS Interventions Model: Multi-Tier Systems of Support (MTSS) and Individual Progress Team (IPT)

**BUDGETED EXPENDITURES**

**2017-18**

**2018-19**

Amount

(I: 5.1 SS: 6.1, 6.2, 6.3, 6.4) \$3,019,871

\$2,510,997 [\(Title 1: \\$121,974, OC:1100 and \\$9,100, OC:1920\)](#)

Source

EPA, LFCC Base, Supplemental, Concentration, Title 2

EPA, LFCC Base, Supplemental, Concentration, Title [12](#)

Budget Reference

Object: 1000, 2000, 3000, 4000, 5000

Object: 1000, 2000, 3000, 4000, 5000

## Goals, Actions, & Services

Strategic Planning Details and Accountability

Complete a copy of the following table for each of the LEA's goals. Duplicate the table as needed.

New

Modified

Unchanged

# Goal 2

## LAS MISSION: #2 CONFIDENCE AND LIFE SKILLS

Develop and exhibit positive self-esteem, pride, confidence, and respect for themselves and others.

[State and/or Local Priorities Addressed by this goal:](#)

STATE  1  2  3  4  5  6  7  8  
 COE  9  10  
 LOCAL \_\_\_\_\_

[Identified Need](#)

Students need a safe and engaging academic, social emotional, and physical school environment.

### [EXPECTED ANNUAL MEASURABLE OUTCOMES](#)

Metrics/Indicators

Baseline

2017-18

2018-19

Refer to data from Annual Update Section

**SP#2 Student engagement and building confidence and life skills for all students**

1. Attendance rate of 95% or above
2. Absenteeism (chronic) at rate of less than 1%
3. Dropout for middle school at zero rate

**SP#3 Other student outcomes and building confidence and life skills for all students**

4. Subject emphasis: PE (K-Gr4) 80% or more of students will meet grade level mark or above in their courses by the end of the year
5. Subject emphasis: PE (Gr5-Gr8) 85% or more of students will earn a passing grade of C or above in their courses
6. 100% of Gr2-Gr6 students participate in fitness programs such as Adventures to Fitness funded by

**SP#2 Student engagement and building confidence and life skills for all students**

1. Attendance rate of 95% or above
2. Absenteeism (chronic) at rate of less than 2%
3. Dropout for middle school at zero rate

**SP#3 Other student outcomes and building confidence and life skills for all students**

4. Subject emphasis: PE (K-Gr4) 80% or more of students will meet grade level mark or above in their courses by the end of the year
5. Subject emphasis: PE (Gr5-Gr8) 85% or more of students will earn a passing grade of C or above in their courses

**SP#4 School climate and building confidence and life skills for all student**

6. Suspension and expulsion rate at less than 2% per year

the Physical Activity Plus Grant Program (Not applicable for 2016-17 school year)

7. 100% of K-8 students participate in daily "Brain Breaks" physical activities

**SP#4 School climate and building confidence and life skills for all student**

8. Suspension and expulsion rate at less than 1% per year
9. Student survey completion (Gr2-Gr8) at ninety-five percent (95%) or above participation
10. Agreement with the student survey statement, "It is important to me to learn to read and write in Spanish at eighty percent (80%) or above rating
11. Students have the opportunity to enroll in after-school activities such as Ballet Folklórico, Science Robotics, Violin, Guitar, classes, Martial Arts, Visual Arts, Music Production

7. Student survey completion (Gr2-Gr8) at ninety-five percent (95%) or above participation
8. Agreement with the student survey statement, "It is important to me to learn to read and write in Spanish at eighty percent (80%) or above rating
9. Students have the opportunity to enroll in after-school activities such as Ballet Folklórico, Science Robotics, Violin, Guitar, classes, Martial Arts, Visual Arts, Music Production

[PLANNED ACTIONS / SERVICES](#)

Complete a copy of the following table for each of the LEA's Actions/Services. Duplicate the table, including Budgeted Expenditures, as needed.

Action **1**

For Actions/Services not included as contributing to meeting the Increased or Improved Services Requirement:

[Students to be Served](#)  All  Students with Disabilities  [Specific Student Group(s)] \_\_\_\_\_

[Location\(s\)](#)  All schools  Specific Schools: \_\_\_\_\_  Specific Grade spans: \_\_\_\_\_

OR

For Actions/Services included as contributing to meeting the Increased or Improved Services Requirement:

[Students to be Served](#)  English Learners  Foster Youth  Low Income

[Scope of Services](#)  LEA-wide  Schoolwide **OR**  Limited to Unduplicated Student Group(s)

[Location\(s\)](#)  All schools  Specific Schools: \_\_\_\_\_  Specific Grade spans: \_\_\_\_\_

[ACTIONS/SERVICES](#)

2017-18

2018-19

<input type="checkbox"/> New <input checked="" type="checkbox"/> Modified <input type="checkbox"/> Unchanged	<input type="checkbox"/> New <input checked="" type="checkbox"/> Modified <input type="checkbox"/> Unchanged
<p style="text-align: center;">Actions/Services</p> <p><u>LAS Program Six Design Components:</u>  <b>Action 1:</b>  <b>R= Research</b>  <b>PD= Professional Development</b>                      Action 2:                      CD= Curriculum Design                      AA= Assessments and Accountability                      Action 3:                      I= Instruction                      SS= Support Structure</p>	<p style="text-align: center;">Actions/Services</p> <p><u>LAS Program Six Design Components:</u>  <b>Action 1:</b>  <b>R= Research</b>  <b>PD= Professional Development</b>                      Action 2:                      CD= Curriculum Design                      AA= Assessments and Accountability                      Action 3:                      I= Instruction                      SS= Support Structure</p>

**RESEARCH**

1.1 Study recent brain research in relation to socio-emotional and intellectual development, particular to LAS significant subgroups

1.2 Study research on the non-academic benefits of dual language immersion programs – i.e. cross cultural competencies, cross generational connections

**PROFESSIONAL DEVELOPMENT**

2.1 Provide differentiated professional development (Training - Coaching - Mentoring) in:

A. Brain research in relation to physical fitness, socio-emotional health best practices for major subgroups (Latino, SED, SWD, and EL), neurological disorders, and strategies to support struggling students

B. Performance task rubrics design and calibration, and multiple measures of achievement

C. Training on how to implement physical activities to stimulate attention and focus in the classroom

2.2 Hire highly qualified and credentialed Physical Education instructors to teach PE classes

**RESEARCH**

1.1 Study recent brain research in relation to socio-emotional wellness and intellectual development, particular to LAS significant subgroups

1.2 Study research on the non-academic benefits of dual language immersion programs – i.e. cross cultural competencies, cross generational connections

**PROFESSIONAL DEVELOPMENT**

2.1 Provide differentiated professional development (Training - Coaching - Mentoring) in:

A. Brain research in relation to physical fitness, socio-emotional health best practices for major subgroups (Latino, SED, SWD, and EL), neurological disorders, and strategies to support struggling students

B. Performance task rubrics design and calibration, and multiple measures of achievement

C. Training on how to implement physical activities to stimulate attention and focus in the classroom

2.2 Hire highly qualified and credentialed Physical Education instructors to teach PE classes

**BUDGETED EXPENDITURES**

**2017-18**

**Amount** (R: 1.1, 1.2, PD: 2.1, 2.2) \$9,700

**Source** EPA, LCFF Base, Supplemental, Concentration

**Budget Reference** Object: 1000, 5000

**2018-19**

\$29,537  
([Title 2: \\$2,700, OC: 5864](#))

EPA, LCFF Base, Supplemental, Concentration, [Title 2](#)

Object: 1000, 5000

Action **2**

For Actions/Services not included as contributing to meeting the Increased or Improved Services Requirement:

Students to be Served

All  Students with Disabilities  [Specific Student Group(s)] \_\_\_\_\_

Location(s)

All schools  Specific Schools: \_\_\_\_\_  Specific Grade spans: \_\_\_\_\_

**OR**

For Actions/Services included as contributing to meeting the Increased or Improved Services Requirement:

Students to be Served

English Learners  Foster Youth  Low Income

Scope of Services

LEA-wide  Schoolwide **OR**  Limited to Unduplicated Student Group(s)

Location(s)

All schools  Specific Schools: \_\_\_\_\_  Specific Grade spans: \_\_\_\_\_

ACTIONS/SERVICES

**2017-18**

**2018-19**

New  Modified  Unchanged

New  Modified  Unchanged

Actions/Services

Actions/Services

LAS Program Six Design Components:

Action 1:

R= Research

PD= Professional Development

**Action 2:**

**CD= Curriculum Design**

**AA= Assessments and Accountability**

Action 3:

I= Instruction

SS= Support Structure

CURRICULUM DESIGN

LAS Program Six Design Components:

Action 1:

R= Research

PD= Professional Development

**Action 2:**

**CD= Curriculum Design**

**AA= Assessments and Accountability**

Action 3:

I= Instruction

SS= Support Structure

CURRICULUM DESIGN

3.1 (New) Implement the Second Step curriculum to address SEL areas of need.

3.2 (New) Implement Cyber Civics in middle school and introduce the program in Gr5.

3.1 Incorporate socio-emotional strategies from the physical activity grant and LIFESKILLS goals and activities in unit and lesson design

3.2 Incorporate “Brain Break” into lesson planning

ASSESSMENTS AND ACCOUNTABILITY

4.1 Conduct attendance and LIFESKILLS recognition assemblies; invite families

4.2 Encourage classroom and grade level incentives

4.3 Administer and analyze yearly student survey

4.4 Post a sign outside each classroom door to highlight 100% attendance (K-Gr5)

4.5 Analyze student achievement in Physical Education

ASSESSMENTS AND ACCOUNTABILITY

4.1 Conduct attendance and LIFESKILLS recognition assemblies; invite families

4.2 Encourage classroom and grade level incentives

4.3 Administer and analyze yearly student survey

4.4 Post a sign outside each classroom door to highlight 100% attendance (K-Gr5)

4.5 Analyze student achievement in Physical Education

**BUDGETED EXPENDITURES**

**2017-18**

**2017-18**

**Amount** (CD: 3.1 AA: 4.1, 4.2, 4.3) \$25,788

**Source** Source: EPA, LCFF Base, Supplemental, Concentration

**Budget Reference** Object: 4000, 5000

\$35,858

Source: EPA, LCFF Base, Supplemental, Concentration

Object: 4000, 5000

**Action 3**

For Actions/Services not included as contributing to meeting the Increased or Improved Services Requirement:

**Students to be Served**  All  Students with Disabilities  [Specific Student Group(s)] \_\_\_\_\_

**Location(s)**  All schools  Specific Schools: \_\_\_\_\_  Specific Grade spans: \_\_\_\_\_

**OR**

For Actions/Services included as contributing to meeting the Increased or Improved Services Requirement:

**Students to be Served**  English Learners  Foster Youth  Low Income

[Scope of Services](#)

LEA-wide    Schoolwide   **OR**    Limited to Unduplicated Student Group(s)

[Location\(s\)](#)

All schools    Specific Schools: \_\_\_\_\_    Specific Grade spans: \_\_\_\_\_

[ACTIONS/SERVICES](#)

**2017-18**

**2018-19**

New    Modified    Unchanged

New    Modified    Unchanged

**Actions/Services**

**Actions/Services**

LAS Program Six Design Components:

LAS Program Six Design Components:

*Action 1:*

*Action 1:*

*R= Research*

*R= Research*

*PD= Professional Development*

*PD= Professional Development*

*Action 2:*

*Action 2:*

*CD= Curriculum Design*

*CD= Curriculum Design*

*AA= Assessments and Accountability*

*AA= Assessments and Accountability*

**Action 3:**

**Action 3:**

***I= Instruction***

***I= Instruction***

***SS= Support Structure***

***SS= Support Structure***

**INSTRUCTION**

**INSTRUCTION**

5.1 Integrate lessons on life skills and healthy life style choices during instruction

5.1 Integrate lessons on life skills and healthy life style choices during instruction

5.2 Ensure consistent opportunities for students to formulate and present their ideas during instruction and beyond

5.2 Ensure consistent opportunities for students to formulate and present their ideas during instruction and beyond

**SUPPORT STRUCTURE**

**SUPPORT STRUCTURE**

6.1 Coordinate with Parent Council, Parent Association, Student Council groups for collective emphasis on strong attendance rate

6.1 Coordinate with Parent Council, Parent Association, Student Council groups for collective emphasis on strong attendance rate

6.2 Publish newsletter information on health, nutrition choices in relation to attendance

6.2 Publish newsletter information on health, nutrition choices in relation to attendance

6.3 Highlight students' progress in After- school Education and Safety (ASES) Program and Enrichment classes

6.3 Highlight students' progress in After- school Education and Safety (ASES) Program and Enrichment classes

6.4 Coordinate with Parent Council, Parent Association, Student Council groups for emphasis on practicing LIFESKILLS



6.4 Coordinate with Parent Council, Parent Association, Student Council groups for emphasis on practicing LIFESKILLS  
 6.5 Ensure students' access to technology and communication venues such as school website, intercom and Connect-Ed to encourage engagement in civic actions  
 6.6 Promote school-wide healthy snacks choices  
 6.7 Maintain suspension and expulsion rate at less than 1% per year

6.5 Ensure students' access to technology and communication venues such as school website, intercom and Connect-Ed to encourage engagement in civic actions  
 6.6 Promote school-wide healthy snacks choices  
 6.7 Maintain suspension and expulsion rate at less than 2% per year

BUDGETED EXPENDITURES

**2018-19**

**Amount** (I: 5.1 SS: 6.1, 6.2, 6.3, 6.4, 6.5) \$600,586

**Source** EPA, LCFF Base, Supplemental, Concentration, Title 2, ASES, Title 1

**Budget Reference** Object: 1000, 2000, 4000, 5000

\$647,932 (Title 1: \$550, OC:1101; \$700, OC:1920; \$500, OC:5804)

EPA, LCFF Base, Supplemental, Concentration, ~~Title 2~~, ASES, Title 1

Object: 1000, 2000, 4000, 5000

## Goals, Actions, & Services

### Strategic Planning Details and Accountability

Complete a copy of the following table for each of the LEA's goals. Duplicate the table as needed.

New       Modified       Unchanged

### Goal 3

**LAS MISSION: #3 LEADERSHIP & CRITICAL THINKING** Application of LAS Mission #1 and #2:  
 Demonstrate leadership skills in order to build bridges between communities and apply critical thinking skills to solve problems, promote social justice, and create change in society.

State and/or Local Priorities Addressed by this goal:

STATE  1  2  3  4  5  6  7  8  
 COE  9  10  
 LOCAL \_\_\_\_\_

Identified Need

Students need opportunities to develop and apply leadership skills to create change

EXPECTED ANNUAL MEASURABLE OUTCOMES

Metrics/Indicators

Baseline

2017-18

2018-19

	<p>Refer to data from Annual Update Section</p>	<p><b><u>SP#3 Other student outcomes and building leadership and critical thinking skills for all students</u></b></p> <ol style="list-style-type: none"> <li>1. More than 90%of students participate in the election process for Student Council Officers</li> <li>2. More than 90%of Gr 3-8 students participate in voting for Grade Level Representatives</li> <li>3. More than 90%of K-8 students have opportunities to practice leadership skills by the end of Gr8.</li> <li>4. 80% or more of students participate in Student Council sponsored activities such as community service events and/or Spirit Days</li> <li>5. More than 90%of students participate in school-wide cleaning.</li> <li>6. By the end of Gr 8, more than 90%students will have participated in a student directed community based research such as National Latino Education Research Agenda Project ( NLERAP) Participatory Action Research (PAR)</li> <li>7. By the end of Gr 8, 90% of students will have completed a minimum of 10 hours of community service.</li> <li>8. Subject emphasis: Electives (Middle School only)</li> </ol> <p>-LAS will offer five or more elective courses annually              -85% or more of students earning a passing grade of C or above in their elective course</p>	<p><b><u>SP#3 Other student outcomes and building leadership and critical thinking skills for all students</u></b></p> <ol style="list-style-type: none"> <li>1. More than 90%of students participate in the election process for Student Council Officers</li> <li>2. More than 90%of Gr 3-8 students participate in voting for Grade Level Representatives</li> <li>3. More than 90%of K-8 students have opportunities to practice leadership skills by the end of Gr8.</li> <li>4. 80% or more of students participate in Student Council sponsored activities such as community service events and/or Spirit Days</li> <li>5. More than 90%of students participate in school-wide cleaning.</li> <li>6. Subject emphasis: Electives (Middle School only)</li> <li>7. -LAS will offer five or more elective courses annually</li> <li>8. -85% or more of students earning a passing grade of C or above in their elective course                     <ul style="list-style-type: none"> <li>- More than 90% of students who need extra study skills support will receive assistance during elective block</li> </ul> </li> </ol> <p><b><u>SP#4 Student climate and building leadership and critical thinking skills for all students</u></b></p>	
--	---	--	---	--

- More than 90% of students who need extra study skills support will receive assistance during elective block

**SP#4 Student climate and building leadership and critical thinking skills for all students**

9. Students reflect on student survey results from previous year(s) and design action plans to address an identified need
10. 95% or above of students participate in student survey completion
11. Parent surveys indicate a rating of 90% or above overall satisfaction with the school

9. Students reflect on student survey results from previous year(s) and design action plans to address an identified need
10. 95% or above of students participate in student survey completion
11. Parent surveys indicate a rating of 90% or above overall satisfaction with the school

PLANNED ACTIONS / SERVICES

Complete a copy of the following table for each of the LEA's Actions/Services. Duplicate the table, including Budgeted Expenditures, as needed.

Action **1**

For Actions/Services not included as contributing to meeting the Increased or Improved Services Requirement:

Students to be Served  All  Students with Disabilities  [Specific Student Group(s)] \_\_\_\_\_

Location(s)  All schools  Specific Schools: \_\_\_\_\_  Specific Grade spans: \_\_\_\_\_

OR

For Actions/Services included as contributing to meeting the Increased or Improved Services Requirement:

Students to be Served  English Learners  Foster Youth  Low Income

Scope of Services  LEA-wide  Schoolwide **OR**  Limited to Unduplicated Student Group(s)

Location(s)  All schools  Specific Schools: \_\_\_\_\_  Specific Grade spans: \_\_\_\_\_

ACTIONS/SERVICES

**2017-18**

**2018-19**

<input type="checkbox"/> New <input checked="" type="checkbox"/> Modified <input type="checkbox"/> Unchanged	<input type="checkbox"/> New <input checked="" type="checkbox"/> Modified <input type="checkbox"/> Unchanged
<p style="text-align: center;">Actions/Services</p> <p><u>LAS Program Six Design Components:</u>  <b>Action 1:</b>  <b>R= Research</b>  <b>PD= Professional Development</b>                      Action 2:                      CD= Curriculum Design                      AA= Assessments and Accountability                      Action 3:                      I= Instruction                      SS= Support Structure</p>	<p style="text-align: center;">Actions/Services</p> <p><u>LAS Program Six Design Components:</u>  <b>Action 1:</b>  <b>R= Research</b>  <b>PD= Professional Development</b>                      Action 2:                      CD= Curriculum Design                      AA= Assessments and Accountability                      Action 3:                      I= Instruction                      SS= Support Structure</p>

RESEARCH

1.1 Document student driven projects based on current community needs:

Classroom, grade level, school-wide, and community at large

1.2 Analyze community survey for responses to questions about community service projects

PROFESSIONAL DEVELOPMENT

2.1 Professional development on performance task rubric design, calibration, and multiple measures of achievement

2.2 Continued training in student directed participatory research

RESEARCH

1.1 Document student driven projects based on current community needs: Classroom, grade level, school-wide, and community at large

PROFESSIONAL DEVELOPMENT

2.1 Professional development on performance task rubric design, calibration, and multiple measures of achievement

2.2 Continued training in student directed participatory research

BUDGETED EXPENDITURES

2018-19

Amount

(R: 1.2, PD: 2.1) \$6,667

\$12,491 (Title 2: \$3916, OC:5863 and \$2,700, OC: 5864)

Source

EPA, LCFF Base, Supplemental, Concentration, Title 2

EPA, LCFF Base, Supplemental, Concentration, Title 2

Budget Reference

Object: 5000

Object: 5000

Action **2**

For Actions/Services not included as contributing to meeting the Increased or Improved Services Requirement:

Students to be Served

All  Students with Disabilities  [Specific Student Group(s)] \_\_\_\_\_

Location(s)

All schools  Specific Schools: \_\_\_\_\_  Specific Grade spans: \_\_\_\_\_

OR

For Actions/Services included as contributing to meeting the Increased or Improved Services Requirement:

Students to be Served

English Learners  Foster Youth  Low Income

Scope of Services

LEA-wide  Schoolwide **OR**  Limited to Unduplicated Student Group(s)

[Location\(s\)](#)

All schools

Specific Schools: \_\_\_\_\_

Specific Grade spans: \_\_\_\_\_

[ACTIONS/SERVICES](#)

**2017-18**

New  Modified  Unchanged

Actions/Services

LAS Program Six Design Components:

Action 1:

R= Research

PD= Professional Development

Action 2:

**CD= Curriculum Design**

**AA= Assessments and Accountability**

Action 3:

I= Instruction

SS= Support Structure

**CURRICULUM DESIGN**

3.1 Ensure curriculum includes leadership and critical thinking components

3.2 Include community service projects in curriculum design based on student reflections on survey results

**ASSESSMENTS AND ACCOUNTABILITY**

4.1 Administer yearly student survey

4.2 Ensure participation in the election process for Student Council Officers and

Grade Level Representatives

4.3 Analyze student achievement in middle school elective courses

**2018-19**

New  Modified  Unchanged

Actions/Services

LAS Program Six Design Components:

Action 1:

R= Research

PD= Professional Development

Action 2:

**CD= Curriculum Design**

**AA= Assessments and Accountability**

Action 3:

I= Instruction

SS= Support Structure

**CURRICULUM DESIGN**

3.1 Ensure curriculum includes leadership and critical thinking components

3.2 Include community service projects in curriculum design based on student reflections on survey results

**ASSESSMENTS AND ACCOUNTABILITY**

4.1 Administer yearly student survey

4.2 Ensure participation in the election process for Student Council Officers and Grade Level Representatives

4.3 Analyze student achievement in middle school elective courses

[BUDGETED EXPENDITURES](#)

**2018-19**

Amount	(AA: 4.1, 4.3) \$12,918	\$10,305
Source	EPA, LCFF Base	EPA, LCFF Base
Budget Reference	Object: 4000	Object: 4000

Action **3**

For Actions/Services not included as contributing to meeting the Increased or Improved Services Requirement:

Students to be Served  All  Students with Disabilities  [Specific Student Group(s)] \_\_\_\_\_

Location(s)  All schools  Specific Schools: \_\_\_\_\_  Specific Grade spans: \_\_\_\_\_

OR

For Actions/Services included as contributing to meeting the Increased or Improved Services Requirement:

Students to be Served  English Learners  Foster Youth  Low Income

Scope of Services  LEA-wide  Schoolwide **OR**  Limited to Unduplicated Student Group(s)

Location(s)  All schools  Specific Schools: \_\_\_\_\_  Specific Grade spans: \_\_\_\_\_

ACTIONS/SERVICES

**2017-18**

**2018-19**

<input type="checkbox"/> New <input checked="" type="checkbox"/> Modified <input type="checkbox"/> Unchanged	<input type="checkbox"/> New <input checked="" type="checkbox"/> Modified <input type="checkbox"/> Unchanged	
<p style="text-align: center;">Actions/Services</p> <p><u>LAS Program Six Design Components:</u>                      Action 1:                      R= Research                      PD= Professional Development                      Action 2:                      CD= Curriculum Design                      AA= Assessments and Accountability  <b>Action 3:</b>                      I= Instruction                      SS= Support Structure</p> <p>INSTRUCTION                      5.1 Highlight student led participatory action research projects and events during class</p>	<p style="text-align: center;">Actions/Services</p> <p><u>LAS Program Six Design Components:</u>                      Action 1:                      R= Research                      PD= Professional Development                      Action 2:                      CD= Curriculum Design                      AA= Assessments and Accountability  <b>Action 3:</b>                      I= Instruction                      SS= Support Structure</p> <p>INSTRUCTION                      5.1 Highlight student led participatory action research projects and events during class</p>	



5.2 Ensure multiple opportunities for students to practice critical thinking and collaboration

5.3 Offer elective classes in middle school

**SUPPORT STRUCTURE**

6.1 Coordinate with Parent Council, Parent Association, Student Council groups for collective emphasis on stakeholders active participation in school

6.2 Publish newsletter information on leadership and citizenship

6.3 Ensure students' access to technology and communication venues such as the school website and Connect-Ed to encourage engagement in leadership and critical thinking

6.4 Provide opportunities for students to participate in school wide cleaning

6.5 Encourage classroom and grade level incentives for those who participate in Student Council sponsored activities

5.2 Ensure multiple opportunities for students to practice critical thinking and collaboration

5.3 Offer elective classes in middle school with action civics emphasis

**SUPPORT STRUCTURE**

6.1 Coordinate with Parent Council, Parent Association, Student Council groups for collective emphasis on stakeholders active participation in school

6.2 Publish newsletter information on leadership and citizenship

6.3 Ensure students' access to technology and communication venues such as the school website and Connect-Ed to encourage engagement in leadership and critical thinking

6.4 Provide opportunities for students to participate in school wide cleaning

6.5 Encourage classroom and grade level incentives for those who participate in Student Council sponsored activities

**BUDGETED EXPENDITURES**

**2017-18**

Amount (I: 5.3 SS: 6.1, 6.2, 6.3, 6.5) \$12,000

Source EPA, LCFF Base, Supplemental, Concentration

Budget Reference Object: 5000

**2018-19**

\$16,000

EPA, LCFF Base, Supplemental, Concentration

Object: 5000

# Goals, Actions, & Services

## Strategic Planning Details and Accountability

Complete a copy of the following table for each of the LEA's goals. Duplicate the table as needed.

New
  Modified
  Unchanged

<h3 style="margin: 0;">Goal 4</h3>	<p><b>LAS MISSION: #4 LAS SCHOOLWIDE GOALS</b> School-wide implementation of key infrastructures to support fulfillment of LAS mission.</p>
--	---

[State and/or Local Priorities Addressed by this goal:](#)

STATE  1  2  3  4  5  6  7  8  
 COE  9  10  
 LOCAL \_\_\_\_\_

[Identified Need](#)

Students need a school infrastructure that support their learning

### EXPECTED ANNUAL MEASURABLE OUTCOMES

Metrics/Indicators

Baseline

2017-18

2018-19

Metrics/Indicators	Baseline	2017-18	2018-19
Refer to data from Annual Update Section		<p><b><u>SP#5: Parent involvement and its role in supporting the fulfillment of LAS Mission</u></b></p> <ol style="list-style-type: none"> <li>Eighty percent (80%) or above of families complete annual parent survey</li> <li>Families recommend the school to others at 85% or above rating</li> <li>Ninety percent (90%) completion of Parent Student Teacher Compact</li> <li>Families participate in various parent governance venues: Governing Board,</li> </ol>	<p><b><u>SP#5: Parent involvement and its role in supporting the fulfillment of LAS Mission</u></b></p> <ol style="list-style-type: none"> <li>Eighty percent (80%) or above of families complete annual parent survey</li> <li>Families recommend the school to others at 85% or above rating</li> <li>Ninety percent (90%) completion of Parent Student Teacher Compact</li> <li>Families participate in various parent governance venues: Governing Board, Parent Council, Parent Association, Grade Level Representative, Volunteers, Reading Buddies:</li> </ol>

Parent Council, Parent Association, Grade Level Representative, Volunteers, Reading Buddies:  
-90% or more of parents participate in election process for parent representatives to various governing bodies: Governing Board, Parent Council, Committees

5. 90% or more of families will show a survey response indicating satisfaction with student(s) progress

**SP#6: Basic services and its role in supporting the fulfillment of LAS Mission**

6. 100% of LAS teachers are highly qualified and are placed in proper teaching assignments
7. LAS utilizes standards-aligned materials which are available to all students
8. LAS, in conjunction with SCUSD, maintains facilities in good repair

**SP#7: Implementation of Common Core State Standards (CCSS) and its role in supporting the fulfillment of LAS Mission**

9. LAS curriculum and assessments are aligned to CCSS within the framework of a dual language immersion program design
10. Conduct on-going research on how to improve CCSS implementation that support ELs and other subgroups
11. Design on-going Professional Development on CCSS, including Understanding by Design (UbD) (*TBD per program availability*) and methods to support ELs

-90% or more of parents participate in election process for parent representatives to various governing bodies: Governing Board, Parent Council, Committees

5. 90% or more of families will show a survey response indicating satisfaction with student(s) progress

**SP#6: Basic services and its role in supporting the fulfillment of LAS Mission**

6. 100% of LAS teachers are highly qualified and are placed in proper teaching assignments
7. LAS utilizes standards-aligned materials which are available to all students
8. LAS, in conjunction with SCUSD, maintains facilities in good repair

**SP#7: Implementation of Common Core State Standards (CCSS) and its role in supporting the fulfillment of LAS Mission**

9. LAS curriculum and assessments are aligned to CCSS within the framework of a dual language immersion program design
10. Conduct on-going research on how to improve CCSS implementation that support ELs and other subgroups
11. Design on-going Professional Development on CCSS and methods to support ELs

**SP#8: Course access and its role in supporting the fulfillment of LAS Mission**

12. LAS students are enrolled in a broad course of study delineated by Education Code above
13. As a result of LAS dual language immersion program design, LAS students receive instruction equivalent to advanced level of foreign language study in non-dual immersion educational programs
14. Facilitate transition of LAS Graduates to local high schools – 90% implementation

**SP#8: Course access and its role in supporting the fulfillment of LAS Mission**

12. LAS students are enrolled in a broad course of study delineated by Education Code above
13. As a result of LAS dual language immersion program design, LAS students receive instruction equivalent to advanced level of foreign language study in non-dual immersion educational programs
14. Facilitate transition of LAS Graduates to local high schools – 90% implementation

[PLANNED ACTIONS / SERVICES](#)

Complete a copy of the following table for each of the LEA's Actions/Services. Duplicate the table, including Budgeted Expenditures, as needed.

Action **1**

For Actions/Services not included as contributing to meeting the Increased or Improved Services Requirement:

Students to be Served  All  Students with Disabilities  [Specific Student Group(s)] \_\_\_\_\_

Location(s)  All schools  Specific Schools: \_\_\_\_\_  Specific Grade spans: \_\_\_\_\_

OR

For Actions/Services included as contributing to meeting the Increased or Improved Services Requirement:

Students to be Served  English Learners  Foster Youth  Low Income

Scope of Services  LEA-wide  Schoolwide **OR**  Limited to Unduplicated Student Group(s)

Location(s)  All schools  Specific Schools: \_\_\_\_\_  Specific Grade spans: \_\_\_\_\_

[ACTIONS/SERVICES](#)

2017-18

2018-19

<input type="checkbox"/> New <input checked="" type="checkbox"/> Modified <input type="checkbox"/> Unchanged	<input type="checkbox"/> New <input checked="" type="checkbox"/> Modified <input type="checkbox"/> Unchanged	
<p style="text-align: center;">Actions/Services</p> <p><u>LAS Program Six Design Components:</u>  <b>Action 1:</b>  <b>R= Research</b>  <b>PD= Professional Development</b>                      Action 2:                      CD= Curriculum Design                      AA= Assessments and Accountability                      Action 3:                      I= Instruction                      SS= Support Structure</p>	<p style="text-align: center;">Actions/Services</p> <p><u>LAS Program Six Design Components:</u>  <b>Action 1:</b>  <b>R= Research</b>  <b>PD= Professional Development</b>                      Action 2:                      CD= Curriculum Design                      AA= Assessments and Accountability                      Action 3:                      I= Instruction                      SS= Support Structure</p>	

## RESEARCH

- 1.1 School leadership researches and establishes rigorous hiring process
- 1.2 Curriculum Design Team (CDT) Committee researches and obtains updated standards aligned materials
- 1.3 School leadership and CDT Committee assess curriculum, assessments and professional development needs and create an action plan to address them
- 1.4 School leadership, CDT Committee, and the faculty annually review course requirements and curriculum and ensure LAS students are offered a broad course of study with effective dual language instruction

## PROFESSIONAL DEVELOPMENT

- 2.1 Ensure all faculty are highly qualified
- 2.2 Ensure all full-time faculty members attend Professional Development delineated for the year
- 2.3 School leadership attends new accountability and assessment training from CDE and charter organizations
- 2.4 Faculty receives on-going training on EL teaching methodology
- 2.5 Implement an extensive professional development:
  - Data analysis
  - CCSS
  - Expository Reading and Writing Course (ERWC)
  - Designing CCSS redefined rubrics, and differentiation
  - ROPES
  - PBIS
  - Writer's Workshop
  - Reader's Workshop

## RESEARCH

- 1.1 School leadership researches and establishes rigorous hiring process
- 1.2 Curriculum Design Team (CDT) Committee researches and obtains updated standards aligned materials
- 1.3 School leadership and CDT Committee assess curriculum, assessments and professional development needs and create an action plan to address them
- 1.4 School leadership, CDT Committee, and the faculty annually review course requirements and curriculum and ensure LAS students are offered a broad course of study with effective dual language instruction

## PROFESSIONAL DEVELOPMENT

- 2.1 Ensure all faculty are highly qualified
- 2.2 Ensure all full-time faculty members attend Professional Development delineated for the year
- 2.3 School leadership attends new accountability and assessment training from CDE and charter organizations
- 2.4 Faculty receives on-going training on EL teaching methodology
- 2.5 Implement an extensive professional development:
  - Data analysis
  - CCSS
  - Expository Reading and Writing Course (ERWC)
  - Designing CCSS redefined rubrics, and differentiation
  - PBIS
  - Writer's Workshop
  - Reader's Workshop
- 2.6 Staff will design and lead Parent Education workshops that address LAS DLE Program and College and Career Readiness starting in the fall FY19.

## BUDGETED EXPENDITURES

2017-18

Amount

(R: 1.1, 1.2, 1.3 PD: 2.1, 2.3, 2.4, 2.5) \$13,867

\$18,941 ([Title 2: \\$2,528, OC: 5863](#) and [\\$1,071, OC: 5864](#))

Source

EPA, LCFF Base, Supplemental, Concentration, Title 2

EPA, LCFF Base, Supplemental, Concentration, Title 2

Budget Reference

Object: 1000, 5000

Object: 1000, 5000

Action **2**

For Actions/Services not included as contributing to meeting the Increased or Improved Services Requirement:

Students to be Served  All  Students with Disabilities  [Specific Student Group(s)] \_\_\_\_\_

Location(s)  All schools  Specific Schools: \_\_\_\_\_  Specific Grade spans: \_\_\_\_\_

OR

For Actions/Services included as contributing to meeting the Increased or Improved Services Requirement:

Students to be Served  English Learners  Foster Youth  Low Income

Scope of Services  LEA-wide  Schoolwide **OR**  Limited to Unduplicated Student Group(s)

Location(s)  All schools  Specific Schools: \_\_\_\_\_  Specific Grade spans: \_\_\_\_\_

ACTIONS/SERVICES

**2017-18**

**2018-19**

<input type="checkbox"/> New <input checked="" type="checkbox"/> Modified <input type="checkbox"/> Unchanged	<input type="checkbox"/> New <input checked="" type="checkbox"/> Modified <input type="checkbox"/> Unchanged
<p style="text-align: center;">Actions/Services</p> <p><u>LAS Program Six Design Components:</u>                      Action 1:                      R= Research                      PD= Professional Development                      Action 2:                      CD= Curriculum Design                      AA= Assessments and Accountability                      Action 3:                      I= Instruction                      SS= Support Structure</p> <p>CURRICULUM DESIGN                      3.1 Integrate CCSS in yearlong backwards planning                      3.2 Ensure use of state approved standards based Materials</p>	<p style="text-align: center;">Actions/Services</p> <p><u>LAS Program Six Design Components:</u>                      Action 1:                      R= Research                      PD= Professional Development                      Action 2:                      CD= Curriculum Design                      AA= Assessments and Accountability                      Action 3:                      I= Instruction                      SS= Support Structure</p> <p>CURRICULUM DESIGN                      3.1 Integrate CCSS in yearlong backwards planning</p>



<p>ASSESSMENTS AND ACCOUNTABILITY</p> <p>4.1 Administer yearly parent surveys</p> <p>4.2 Completion of Parent - Student - Teacher Compact</p> <p>4.3 Administer student and parent surveys and analysis of responses pertinent to materials, facilities, and teacher performance</p>	<p>3.2 Ensure use of state approved standards based materials for all subjects (i.e. Engaged New York Math and NGSS Science materials).</p> <p>ASSESSMENTS AND ACCOUNTABILITY</p> <p>4.1 Administer yearly parent surveys</p> <p>4.2 Completion of Parent - Student - Teacher Compact</p> <p>4.3 Administer student and parent surveys and analysis of responses pertinent to materials, facilities, and teacher performance</p> <p>4.4 Increase staff support in assessment administration (i.e. ELPAC)</p> <p>4.5 Continued increase of classroom library resources</p>
--	---

BUDGETED EXPENDITURES

**2018-19**

Amount	(CD: 3.1, 3.2 AA: 4.1) \$23,638	\$38,466
Source	EPA, LCFF Base, Supplemental, Concentration, Title 2	EPA, LCFF Base, Supplemental, Concentration, Title 2
Budget Reference	Object: 4000	Object: 4000

Action **3**

For Actions/Services not included as contributing to meeting the Increased or Improved Services Requirement:

Students to be Served  All  Students with Disabilities  [Specific Student Group(s)] \_\_\_\_\_

Location(s)  All schools  Specific Schools: \_\_\_\_\_  Specific Grade spans: \_\_\_\_\_

OR

For Actions/Services included as contributing to meeting the Increased or Improved Services Requirement:

Students to be Served  English Learners  Foster Youth  Low Income

Scope of Services  LEA-wide  Schoolwide **OR**  Limited to Unduplicated Student Group(s)

Location(s)  All schools  Specific Schools: \_\_\_\_\_  Specific Grade spans: \_\_\_\_\_

ACTIONS/SERVICES

2017-18

2018-19

<input type="checkbox"/> New <input checked="" type="checkbox"/> Modified <input type="checkbox"/> Unchanged	<input type="checkbox"/> New <input checked="" type="checkbox"/> Modified <input type="checkbox"/> Unchanged
<p style="text-align: center;">Actions/Services</p> <p><u>LAS Program Six Design Components:</u>                      Action 1:                      R= Research                      PD= Professional Development                      Action 2:                      CD= Curriculum Design                      AA= Assessments and Accountability  <b>Action 3:</b>                      I= Instruction                      SS= Support Structure</p> <p>INSTRUCTION</p> <p>5.1 Implement Understanding by Design (UbD) principles in curriculum/instruction planning (TBD per availability)</p>	<p style="text-align: center;">Actions/Services</p> <p><u>LAS Program Six Design Components:</u>                      Action 1:                      R= Research                      PD= Professional Development                      Action 2:                      CD= Curriculum Design                      AA= Assessments and Accountability  <b>Action 3:</b>                      I= Instruction                      SS= Support Structure</p> <p>INSTRUCTION</p> <p>5.1 Implement Understanding by Design (UbD) principles in curriculum/instruction planning (TBD per availability)</p>

SUPPORT STRUCTURE

- 6.1 Coordinate with Parent Council, Parent Association, Student Council groups for collective emphasis on stakeholders active participation in school
- 6.2 Publish list of differentiated opportunities for parental involvement
- 6.3 Designate time for parent representatives to meet with school leadership for feedback
- 6.4 School leaders conduct regular walk through of facilities
- 6.5 Facilities Committee conducts an annual facilities checklist survey; process still needs to be formalized
- 6.6 Middle school faculty conducts Senderos al Éxito (SALE) Parent Meetings that support LAS graduates’ transition to high school programs
- 6.7 LAS will annually conduct articulation meetings with local high schools to ensure smooth LAS graduates transition to 9th grade.
- 6.8 Ensure technology infrastructure is compatible with CCSS implementation needs

SUPPORT STRUCTURE

- 6.1 Coordinate with Parent Council, Parent Association, Student Council groups for collective emphasis on stakeholders active participation in school
- 6.2 Publish list of differentiated opportunities for parental involvement
- 6.3 Designate time for parent representatives to meet with school leadership for feedback
- 6.4 School leaders conduct regular walk through of facilities
- 6.5 Facilities Committee conducts an annual facilities checklist survey; process still needs to be formalized
- 6.6 Middle school faculty conducts Senderos al Éxito (SALE) Parent Meetings that support LAS graduates’ transition to high school programs
- 6.7 LAS will annually conduct articulation meetings with local high schools to ensure smooth LAS graduates transition to 9th grade.
- 6.8 Ensure technology infrastructure is compatible with CCSS implementation needs

BUDGETED EXPENDITURES

**2018-19**

Amount	(I: 5.1 SS: 6.1, 6.5, 6.6, 6.7, 6.8) \$1,246,717
Source	EPA, LCFF Base, Supplemental, Concentration, Title 2
Budget Reference	Object: 1000, 2000, 3000, 4000, 5000

Amount	\$2,241,993 <a href="#">(Title 1: \$500, OC: 5804)</a>
Source	EPA, LCFF Base, Supplemental, Concentration, Title <a href="#">12</a>
Budget Reference	Object: 1000, 2000, 3000, 4000, 5000

## Demonstration of Increased or Improved Services for Unduplicated Pupils

LCAP Year

2017–18  2018–19  2019–20

Estimated Supplemental and Concentration Grant Funds:

\$1,055,100

Percentage to Increase or Improve Services:

22.09 %

Describe how services provided for unduplicated pupils are increased or improved by at least the percentage identified above, either qualitatively or quantitatively, as compared to services provided for all students in the LCAP year.

Identify each action/service being funded and provided on a schoolwide or LEA-wide basis. Include the required descriptions supporting each schoolwide or LEA-wide use of funds ([see instructions](#)).

Based on SBE formula calculator, LAS's FY19 LCFF Supplemental Grant is projected to be \$690,770 and \$364,330 for estimated concentration component.. The increase in Supplemental and Concentration funds are being utilized as follows, organized within the LAS EDUCATIONAL PROGRAM: SIX DESIGN COMPONENTS (C:1-6):

Research (C.1) and Professional Development (C.2) LAS unique educational program design necessitates that staff knows the on-going research base and professional development on the most current development in dual language immersion theories and their clinical application, as well as program efficacy in educating English Language Learners, RFEPs, Latinos, Socio-Economically Disadvantaged (SED) and Students with Disabilities (SWD). Concurrently, LAS staff must also have on-going knowledge on the evolving mandates for independent charter school. Consequently, for FY19, LAS has appropriated \$104,735 (Budget Series: 1000, 3000, 4000, 5000) for research and professional development.

Curriculum Design (C.3) and Assessments and Accountability (C.4) The state-wide implementation of the Common Core State Standards (CCSS) and Smarter Balanced Assessments (SBAC) have been instrumental in LAS's current decisions with regards to curriculum design and assessments – both now requiring highly embedded technology features. CCSS has defined the 21<sup>st</sup> Century Skills as critical thinking, collaboration, communication, and creativity. LAS staff is fine-tuning its curriculum designing and assessments in order to academically better prepare all students, particularly those from subgroups: ELLs, RFEPs, SED, and SWD. This year, LAS has established an internal accountability measure for reading: DRA and EDL in order to do a better job in monitoring the literacy progression of all students TK-8. Consequently, related expenditures for these categories are \$199,710 from Budget Series 4000, 5000.

Instruction (C.5) and Support Structure (C.6) At the core of LAS Program Design are quality of the instructional team and the support structure to ensure student success - Personnel: *Classified staff, Education Specialists, Intervention teachers, Intervention Coordinator, Counseling, Translation services, Technology* (devises, equipment, infrastructure), ELD trainings, ELD resources, Pre-summer program, Extended learning or tutoring, release time for staff PD. LAS instructional and support structure design components as delineated above equal an expenditure appropriation of \$750,655 as reflected in Budget Series: 1000, 2000, 4000, and 5000.

